



DIGITAL DENTISTRY



MADE IN ISRAEL

INTERNATIONAL EDITION

Product Catalog 2026



ALL SOLUTIONS FOR A PERFECT SMILE




TABLE OF CONTENT

Company Profile	4-9
Dental Implants	10
Internal Hex Implants	11-25
Conical Connection Implants	26-31
One Piece Implants	32-37
Orthodontic Mini-Screws	38-41
Internal Hexagon Prosthetics	42
Cement-Retained Restoration	43
Healing Caps	44-45
Screws	46
Impression Copings	46-47
Analog	48-49
Straight Abutments	50-51
Angulated Abutments	52-53
Temporary Abutments	54-55
Zirconia Abutments	56-57
Casting Abutments	58-59
CAD/CAM Abutments	60-62
Screw-Retained Restoration	63
Multi Unit 1.6mm Abutments	64-65
Multi Unit 1.4mm Abutments	66-68
Overdenture Restoration	69
Ball Attachment	70-71
Click Attachment	72-73
GdtLoc Attachment	74-75

Conical Connection Prosthetics	76
Cement-Retained Restoration	77
Healing Caps	78
Screws	78
Impression Copings	79-80
Analog	80
Straight Abutments	81
Angulated Abutments	82-83
Temporary Abutments	84-85
Zirconia Abutments	86
Casting Abutments	87
CAD/CAM Abutments	88-89
Screw-Retained Restoration	90-91
Multi Unit 1.6mm Abutments	92-93
Overdenture Restoration	94-95
Ball Attachment	96-97
Click Attachment	98-99
Instruments	100
Drivers	101-105
Tools	106-109
Surgical Drills	110-123
Surgical Kits	124-139
GBR System	140-151
BioMaterials	152
Regenerative Solutions	152-161
Absorbable Sponges	162-166
Surgical Sutures	167-171
Materials	172
Restorative	173-175
Endodontics & Cosmetics	176-177
Chairside & Laboratory	178-181
Index	182



ALL SOLUTIONS FOR A PERFECT SMILE

We are GDT Dental Implants, a leading Israeli company in implantology, and our mission is to deliver the finest solutions in the world of dental implants. We offer a full range of products that actually make a difference in your practice at a fair price so that every specialist can offer the very best to their patients.

We administer full supervision over our entire production process, thus maintaining high precision and careful attention to detail in all our products, as we oversee every stage to ensure our solutions meet the highest standards of quality and excellence - from initial product concept to the final packaging.

Our mission, summed up in our slogan "All solutions for a perfect smile," reflects our deep commitment to supporting dentists, dental labs, and clinicians. We nurture and operate a customer service center to support you in every step of the way - because we care about helping you achieve the best care and the results your patients deserve.



DEDICATED SUPPORT:

Our top priority is customer satisfaction! Our customer success and technical support teams are available around the clock to assist you throughout our sales, delivery, and customer success stages. Our sales and customer success teams are prepared to answer all your questions, and provide all the information you require. We look forward to matching your specific requirements with a selection of our products and provide you with the perfect fit for your needs.



PRODUCTION:

Our production team consists of highly qualified engineers and certified technicians, each of whom highly proficient and experienced in their field. Our production plant utilizes the latest-generation CNC bar lathes to manufacture our product components. Our advanced machinery is equipped with dynamic tool correction, guaranteeing exceptional precision with tolerances as tight as ± 0.001 mm (1 micron).

OEM SERVICES:

We proudly offer OEM (Original Equipment Manufacturer) services, allowing you to personalize and customize numerous GDT brand products to meet your specific needs. *(limited to a minimum of 250 pieces per OEM order)*

QUALITY ASSURANCE:

We are fully dedicated to the highest medical standards and quality assurance regulations recognized worldwide. With the intent of showcasing our commitment to patients' safety and their well-being, we have adamantly pursued and achieved the following regulatory certifications:

1. GDT products are FDA cleared under the Clearance Premarket Notification (510k)
2. GDT products carry the CE mark, as they meet the European Medical Device Directive
3. Our development process adheres to the most rigorous quality control standards of product production: ISO 13485:2016
4. Our production facilities are routinely subjected to audits and visits by international supervisors

GDT Dental Implants emphasizes that each one of our products is developed with special care and is finely tuned down to the smallest detail, as we embrace cutting-edge, high-tech equipment during our production process, pushing the limits of innovation in our field of expertise.

Our aim is to deliver products that seamlessly integrate with the needs of our valued clients and their patients, as we strive to leverage the latest technological advancements to provide solutions that are not only well-fitted, but also highly useful and effective.

MATERIAL:

All of our Implants are made from Titanium alloy Grade 5 - Ti 6Al 4V ELI. This specific Titanium alloy is renowned for its exceptional features and properties: low specific weight, high strength to weight ratio, outstanding corrosion resistance and its remarkable biocompatibility with the human body. What sets Ti 6Al 4V ELI apart from other materials is its "Extra Low Interstitials" (ELI) designation, which entails reduced levels of oxygen, nitrogen, carbon, and iron.

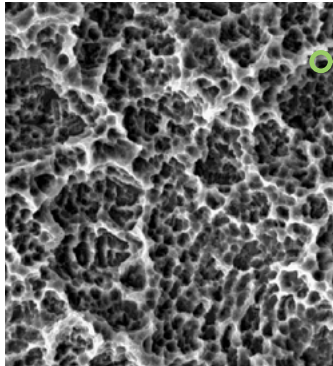
As a result, the material allows for improved ductility and better fracture toughness. These qualities have made Titanium alloy Grade 5 Ti 6Al 4V ELI highly successful and the optimal choice in manufacturing durable and sturdy dental implants.



IMPLANT SURFACE



SEM (Scanning electron microscopy) of both surfaces - 2000x magnification




IMPLANT SURFACE TREATMENT:

SLA – Sandblast, Large Grit, Acid-etch

SLA is a type of surface treatment that creates surface roughness intending to enhance osseointegration through greater bone-to-implant contact (BIC). The cutting-edge technology behind SLA involves a two-step process.

Firstly, a large-grit sandblasting technique is employed to create macro roughness on the titanium surface. Subsequently, an acid-etching step is implemented, superposing micro-roughness that provides an excellent structure for cell attachment.

By combining grit and acid etching, SLA significantly increases the surface roughness on multiple levels. This enhanced roughness enables osteoblasts to proliferate and firmly cling to the implant surface. As a result, osseointegration is accelerated, leading to upgraded implant stability and, ultimately, a longer-lasting solution.



RBM - Resorbable Blast Media

Renowned for its rough and hydrophilic properties, this innovative technique is meticulously designed to create a textured implant surface without leaving any residual embedded blast particles or debris in the treated substrate.

The RBM process involves blasting the implant with carefully chosen hardened particles of Hydroxyapatite (beta-tricalcium Phosphate, Alpha TcP, TTcP, and Calcium Phosphate (CPP)). These particles work harmoniously to achieve the desired roughening effect. Subsequently, a well-defined passivation treatment dissolves these particles from the surface, leaving behind the desired result.

Consistently achieving a surface roughness between Ra 1.2 - 1.5, RBM offers a rougher implant surface compared to traditional acid etching methods.

This enhanced roughness provides numerous benefits, including a greater surface area for osseointegration, improved retention characteristics, increased biological fixation, and optimized implant-to-bone contact.



MULTI-STAGE CLEANING PROCESS:

Successful dental implantation relies heavily on the material composition and surface cleanliness of the implants.

To ensure a clean, contamination-free surface, a thorough cleaning process is carried out at multiple levels, effectively removing any contaminants that may arise during manufacturing.

This accurate cleaning procedure not only achieves a perfectly clean surface, but also creates a stable oxide film layer on the titanium alloy surface. This layer acts as a passivation barrier, measuring only 3-5 nm in thickness, while not concealing the microtopography.


As a result, the biological cells can freely utilize the surface as a substrate, crucial for the successful integration of the implant.

Our advanced cleaning protocols, inspired by standards used in the production of semiconductor electronic components, ensures that every implant is as flawless as it is functional.

The effectiveness of these technologies has been verified through detailed analysis of the material's surface and chemical composition.

X-ray photoelectron spectroscopy and scanning electron microscopy were employed, using magnifications of 50x for an initial evaluation of surface cleanliness, as well as 1000x and 5000x for a detailed analysis of the microstructure.

Additionally, energy-dispersive X-ray spectroscopy was utilized to further assess the composition of the implants.



SCAN TO WATCH
OUR VIRTUAL FACTORY TOUR



IMPLANT PACKAGING



Our signature specialized packaging goes far beyond standard packaging, as our implants are packaged pre-mounted.

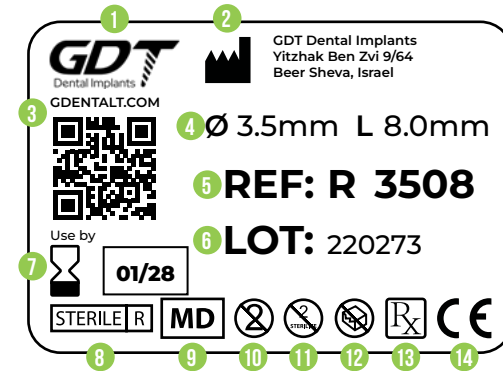
This allows them to remain untouched by external objects during delivery. Furthermore, with an easy extraction process facilitated by the handle - the implant is easily removed from the vial. As the handle itself features an integrated cover screw, conveniently separated from the implant.

Our packaging reflects our mission to give you the best experience possible as it offers flexibility during the implant placement process, enhancing our user experience. It is important to note that both the implant box and vial are secured with tamper-evident seals, providing the highest level of hygiene and product preservation.



All GDT Dental Implants are packaged in a Clean Room ISO 7 (Class 10,000), maintaining the highest standards of sterilization and quality.

LABEL DESCRIPTION



- | | |
|-------------------------------------|--|
| 1 Company logo | 8 Sterilization using gamma radiation |
| 2 Manufacturer | 9 Medical device |
| 3 Company website address + QR code | 10 Do not re-use |
| 4 Product measurement | 11 Do not re-sterilize |
| 5 Product catalog code | 12 Do not use if package is damaged |
| 6 Lot number | 13 Medical prescription - contents of the package should only be used under the supervision or prescription of a qualified dental professional |
| 7 Expiration date | 14 CE mark |

Please scan the following QR codes below, or refer to GDT Implants website for more information Instructions For Use (IFU), and Material Safety Data Sheet (MSDS).

INSTRUCTIONS FOR USE (IFU):

MATERIAL SAFETY DATA SHEET (MSDS):

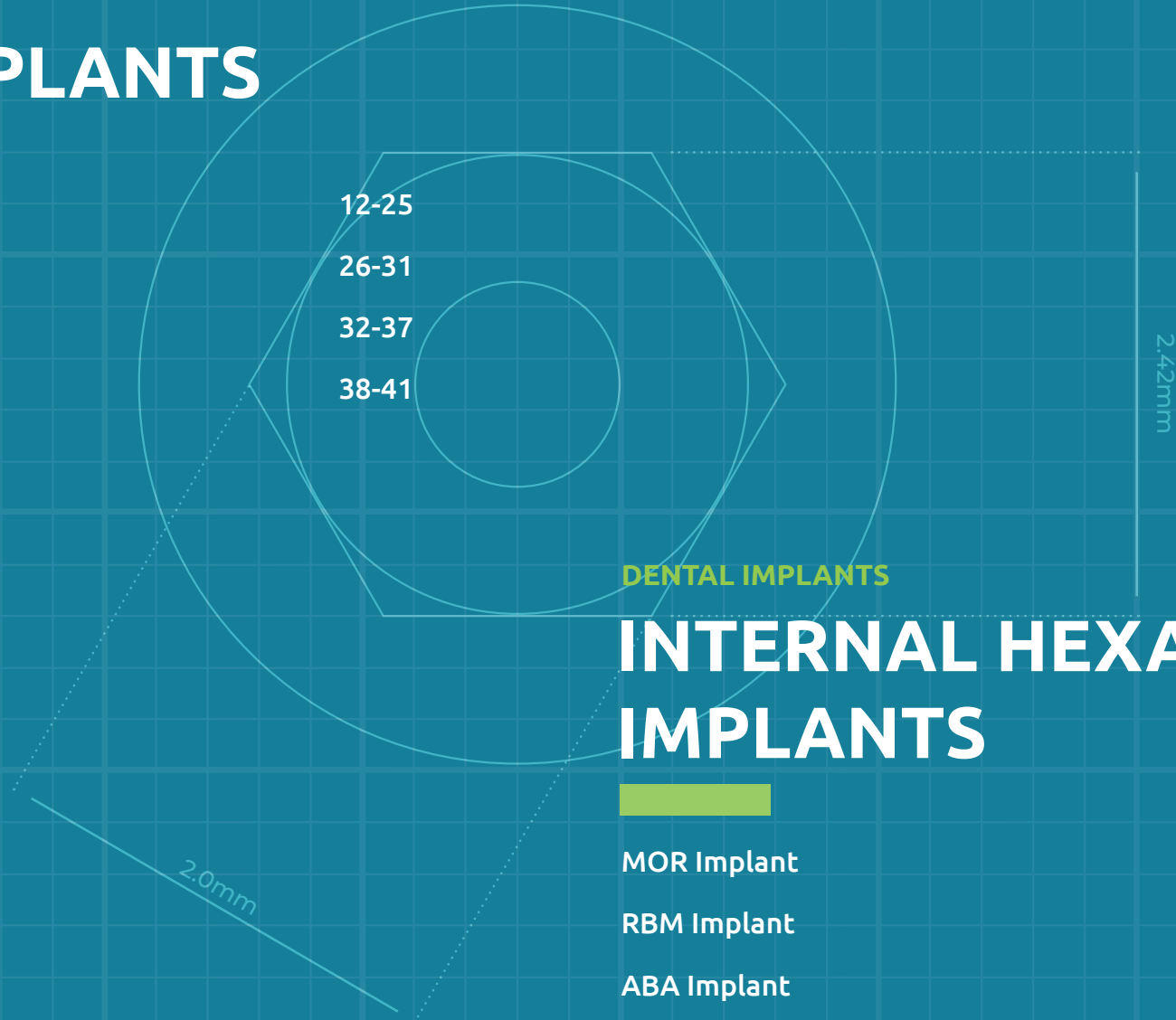
DENTAL IMPLANTS

Internal Hexagon Implants

Conical Connection Implants

One-Piece Implants

Orthodontic Mini-Screws



DENTAL IMPLANTS

INTERNAL HEXAGON IMPLANTS

MOR Implant

12-13

RBM Implant

14-15

ABA Implant

16-17

EVA Implant

18-19

CFI Implant

20-21

MAX Implant

22-23

ZYG Implant

24-25



Scan the QR Code to visit GDT Implants website

MOR - Spiral Implant

MOR Implant is a highly compatible implant solution based on the popular **Internal Hexagon connection** with **SLA - Sand blast, double etched in acid surface treatment**. With its tapered body and exceptional self-drilling capabilities, it establishes a strong and stable connection suitable for immediate loading. MOR Implant adapts to various bone types and augmentation procedures, making it an ideal choice for a wide range of patients.

- CONNECTION:**
- Internal Hexagon 2.42mm.
 - Slim Platform - Internal Hexagon 2.0mm.

- MATERIAL:** Ti-6Al-4V ELI (Titanium Grade 5).
SURFACE TREATMENT: SLA - Sandblast, Large Grit, Acid-etch.
STERILIZATION: Gamma irradiation.

SPECIFICATIONS:

- 1 CONNECTION AND PLATFORM SWITCHING**
- Internal Hexagon - One universal platform for all diameters.
 - Minimizes crestal bone loss, promotes bone and soft tissue growth, improves natural aesthetics.

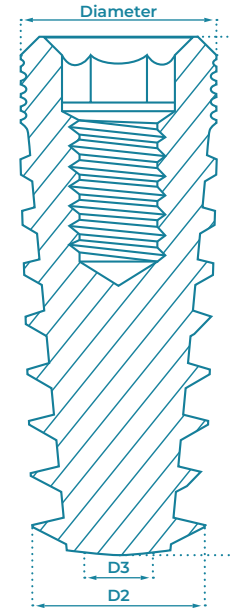

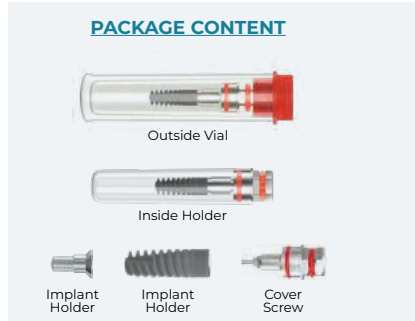
- 2 TAPERED BODY WITH SPIRAL DESIGN**
- Optimal soft tissue support.
 - Excellent primary stability.
 - Improves bone condensation during insertion.

- 3 AGGRESSIVE APICAL THREADS**
- Allow for more aggressive bone engagement for indications such as immediate extraction sockets, poor bone quality, and immediate loading.

- 4 SLA - SANDBLAST, LARGE GRIT, ACID-ETCH**
- Enhances dental implant stability and osseointegration, improving long-term success rates.

- 5 SELF TAPPING SYSTEM**
- Self-tapping.
 - Self-drilling.
 - Increases load distribution.

- 6 ROUND APEX**
- Enhances implant stability.
 - Protects sinus from perforation, and minimizes the risk of anatomical structure damage.



DIAMETER	L (mm)	CODE	D2	D3
Ø3.0	10	S3010	Ø2.75	Ø2.3
	11.5	S3011		
	13	S3013		
	16	S3016		
Ø3.5	8	M3508	Ø3.1	Ø2.4
	10	M3510		
	11.5	M3511		
	13	M3513		
Ø3.75	16	M3516	Ø3.75	Ø3.1
	8	M3708		
	10	M3710		
	11.5	M3711		
Ø4.2	13	M3713	Ø3.95	Ø3.2
	16	M3716		
	6	M4206		
	8	M4208		
Ø5.0	10	M4210	Ø4.6	Ø4.1
	11.5	M4211		
	13	M4213		
	16	M4216		
Ø6.0	6	M5006	Ø5.6	Ø5.1
	8	M5008		
	10	M5010		
	11.5	M5011		
	13	M5013		
	16	M5016		
	6	M6006		
	8	M6008		
	10	M6010		
	11.5	M6011		
	13	M6013		

Drilling Protocol		Marking Drill	Ø2.0	Ø2.5	Ø2.8	Ø3.2	Ø3.5x3.75	Ø2.7x4.0	Ø3.65	Countersink Ø3.75x4.2	Ø4.2	Ø4.5	Ø5.2	Countersink Ø5.0x6.0
Ø3.0	Soft Bone	●	○	○	○	○	○	○	○	○	○	○	○	○
Ø3.0	Hard Bone	●	○	○	○	○	○	○	○	○	○	○	○	○
Ø3.5	Soft Bone	●	○	○	○	○	○	○	○	○	○	○	○	○
Ø3.5	Hard Bone	●	○	○	○	○	○	○	○	○	○	○	○	○
Ø3.75	Soft Bone	●	○	○	○	○	○	○	○	○	○	○	○	○
Ø3.75	Hard Bone	●	○	○	○	○	○	○	○	○	○	○	○	○
Ø4.2	Soft Bone	●	○	○	○	○	○	○	○	○	○	○	○	○
Ø4.2	Hard Bone	●	○	○	○	○	○	○	○	○	○	○	○	○
Ø5.0	Soft Bone	●	○	○	○	○	○	○	○	○	○	○	○	○
Ø5.0	Hard Bone	●	○	○	○	○	○	○	○	○	○	○	○	○
Ø6.0	Soft Bone	●	○	○	○	○	○	○	○	○	○	○	○	○
Ø6.0	Hard Bone	●	○	○	○	○	○	○	○	○	○	○	○	○

• The suggested drilling protocol is only a recommendation and should not replace the doctor's opinion.

RBM - Spiral Implant

RBM Implant is a highly compatible implant solution based on the popular **Internal Hexagon connection** with **RBM - Resorbable Blast Media surface treatment**. With its tapered body and exceptional self-drilling capabilities, it establishes a strong and stable connection suitable for immediate loading. RBM Implant adapts to various bone types and augmentation procedures, making it an ideal choice for a wide range of patients.

- CONNECTION:**
- Internal Hexagon 2.42mm.
 - Slim Platform - Internal Hexagon 2.0mm.
- MATERIAL:** Ti-6Al-4V ELI (Titanium Grade 5).
- SURFACE TREATMENT:** RBM - Resorbable Blast Media.
- STERILIZATION:** Gamma irradiation.

SPECIFICATIONS:

- 1 CONNECTION AND PLATFORM SWITCHING**
- Internal Hexagon - One universal platform for all diameters.
 - Minimizes crestal bone loss, promotes bone and soft tissue growth, improves natural aesthetics.

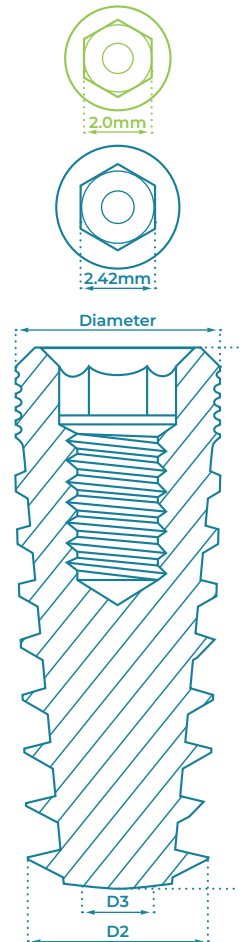

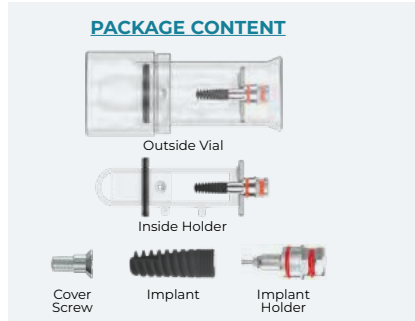
- 2 TAPERED BODY WITH SPIRAL DESIGN**
- Optimal soft tissue support.
 - Excellent primary stability.
 - Improves bone condensation during insertion.

- 3 AGGRESSIVE APICAL THREADS**
- Allow for more aggressive bone engagement for indications such as immediate extraction sockets, poor bone quality, and immediate loading.

- 4 RBM - RESORBABLE BLAST MEDIA**
- Promotes faster and stronger bone integration, enhancing the stability of dental implants.

- 5 SELF TAPPING SYSTEM**
- Self-tapping.
 - Self-drilling.
 - Increases load distribution.

- 6 ROUND APEX**
- Enhances implant stability.
 - Protects sinus from perforation, and minimizes the risk of anatomical structure damage.



DIAMETER	L (mm)	CODE	D2	D3
Ø3.0	10	R3010	Ø2.75	Ø2.3
	11.5	R3011		
	13	R3013		
Ø3.5	8	R3508	Ø3.1	Ø2.4
	10	R3510		
	11.5	R3511		
	13	R3513		
Ø3.75	16	R3516	Ø3.75	Ø3.1
	6	R3706		
	8	R3708		
	10	R3710		
	11.5	R3711		
Ø4.2	13	R3713	Ø3.95	Ø3.2
	16	R3716		
	6	R4206		
	8	R4208		
	10	R4210		
Ø5.0	11.5	R4211	Ø4.6	Ø4.1
	13	R4213		
	16	R4216		
	6	R5006		
	8	R5008		
	10	R5010		
	11.5	R5011		
	13	R5013		
	16	R5016		

Drilling Protocol		Marking Drill	Ø2.0	Ø2.5	Ø2.8	Ø3.2	Ø3.5	Ø3.75	Ø4.0	Ø4.2	Ø4.5
Ø3.0	Soft Bone	●	○	○	○	○	○	○	○	○	○
Ø3.0	Hard Bone	●	○	○	○	○	○	○	○	○	○
Ø3.5	Soft Bone	●	○	○	○	○	○	○	○	○	○
Ø3.5	Hard Bone	●	○	○	○	○	○	○	○	○	○
Ø3.75	Soft Bone	●	○	○	○	○	○	○	○	○	○
Ø3.75	Hard Bone	●	○	○	○	○	○	○	○	○	○
Ø4.2	Soft Bone	●	○	○	○	○	○	○	○	○	○
Ø4.2	Hard Bone	●	○	○	○	○	○	○	○	○	○
Ø5.0	Soft Bone	●	○	○	○	○	○	○	○	○	○
Ø5.0	Hard Bone	●	○	○	○	○	○	○	○	○	○

• The suggested drilling protocol is only a recommendation and should not replace the doctor's opinion.

ABA - Spiral Implant

ABA Implant is a highly compatible implant solution based on the popular **Internal Hexagon connection** with **SLA - Sand blast, double etched in acid surface treatment**. With its tapered body and exceptional self-drilling capabilities, it establishes a strong and stable connection suitable for immediate loading. ABA Implant can be used in all types of surgical procedures - two stages, immediate loading, and flapless for all types of ridges. It works especially well on narrow ridges without needing prior bone grafting.

- CONNECTION:** Internal Hexagon 2.42mm.
MATERIAL: Ti-6Al-4V ELI (Titanium Grade 5).
SURFACE TREATMENT: SLA - Sandblast, Large Grit, Acid-etch.
STERILIZATION: Gamma irradiation.

SPECIFICATIONS:

1 CONNECTION AND PLATFORM SWITCHING

- Internal Hexagon 2.42mm - One universal platform for all diameters.
- Minimizes crestal bone loss, promotes bone and soft tissue growth, improves natural aesthetics.

2 TAPERED BODY WITH SPIRAL DESIGN

- Optimal soft tissue support .
- Excellent primary stability.
- Improves bone condensation during insertion.

3 AGGRESSIVE APICAL THREADS

- Allow for more aggressive bone engagement for indications such as immediate extraction sockets, poor bone quality, and immediate loading.

4 SLA - SANDBLAST, LARGE GRIT, ACID-ETCH

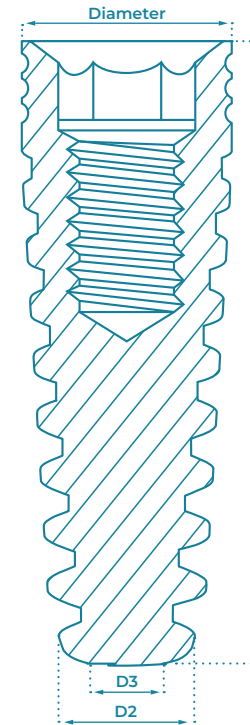
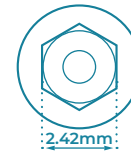

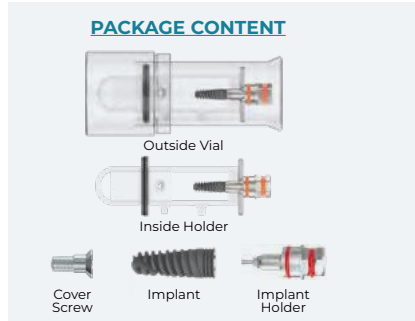
- Enhances dental implant stability and osseointegration, improving long-term success rates.

5 SELF TAPPING SYSTEM

- Self-tapping.
- Self-drilling.
- Increases load distribution.

6 APEX

- Enhances implant stability.
- Sharp and deep threads



DIAMETER	L (mm)	CODE	D2	D3
Ø3.5	8	A3508	Ø3.1	Ø2.4
	10	A3510		
	11.5	A3511		
	13	A3513		
Ø3.75	8	A3708	Ø3.75	Ø3.1
	10	A3710		
	11.5	A3711		
	13	A3713		
Ø4.2	6	A4206	Ø3.95	Ø3.2
	8	A4208		
	10	A4210		
	11.5	A4211		
Ø5.0	13	A4213	Ø4.6	Ø4.1
	16	A4216		
	6	A5006		
	8	A5008		
Ø6.0	10	A5010	Ø5.6	Ø5.1
	11.5	A5011		
	13	A5013		
	16	A5016		
	6	A6006		
	8	A6008		
	10	A6010		
	11.5	A6011		
	13	A6013		

Drilling Protocol		Marking Drill	Ø2.0	Ø2.5	Ø2.8	Ø3.2	Ø2.5x3.75	Ø2.7x4.0	Ø3.65	Countersink Ø3.75x4.2	Ø4.2	Ø4.5	Ø5.2	Countersink Ø5.0x6.0
Ø3.5	Soft Bone	●	○	●	●	●	●	●	●	●	●	●	●	●
	Hard Bone	○	○	○	○	○	○	○	○	○	○	○	○	○
Ø3.75	Soft Bone	●	○	●	●	●	●	●	●	●	●	●	●	●
	Hard Bone	○	○	○	○	○	○	○	○	○	○	○	○	○
Ø4.2	Soft Bone	●	○	●	●	●	●	●	●	●	●	●	●	●
	Hard Bone	○	○	○	○	○	○	○	○	○	○	○	○	○
Ø5.0	Soft Bone	●	○	●	●	●	●	●	●	●	●	●	●	●
	Hard Bone	○	○	○	○	○	○	○	○	○	○	○	○	○
Ø6.0	Soft Bone	●	○	●	●	●	●	●	●	●	●	●	●	●
	Hard Bone	○	○	○	○	○	○	○	○	○	○	○	○	○

• The suggested drilling protocol is only a recommendation and should not replace the doctor's opinion.

EVA - Mountless Implant

EVA Implant is a highly compatible implant solution based on the popular **Internal Hexagon connection** with **RBM - Resorbable Blast Media surface treatment**. It is ideal for both one-stage and two-stage implantation protocols and performs exceptionally well across various types of bone tissue, including immediate loading in post-extraction sockets. The implant's cylindrical-conical body and progressive threading ensure exceptional fixation and a bone-condensing effect, even in cases where bone quality is challenging. It features a reverse-tapered neck and platform switching to optimize the preservation of bone and soft tissue volumes, providing excellent aesthetics and stability.

CONNECTION: Internal Hexagon 2.42mm.

MATERIAL: Ti-6Al-4V ELI (Titanium Grade 5).

SURFACE TREATMENT: RBM - Resorbable Blast Media.

STERILIZATION: Gamma irradiation.

SPECIFICATIONS:

1 CONNECTION AND PLATFORM SWITCHING



- Internal Hexagon 2.42mm - One universal platform for all diameters.
- Minimizes crestal bone loss, promotes bone and soft tissue growth, improves natural aesthetics.

2 CYLINDRICAL - CONICAL SHAPE




- Offers unparallel fixation and a bone-condensing effect, even in challenging bone quality scenarios.
- Enhances implant stability.

3 DOUBLE PROGRESSIVE THREADS



- Enhances load distribution within the cortical bone, promoting strength and durability.
- Deeper threads towards the bottom facilitate bone condensing in the cancellous layer, increasing implant stability and longevity.

4 RBM - RESORBABLE BLAST MEDIA



- Promotes faster and stronger bone integration, enhancing the stability of dental implants.

5 SELF TAPPING SYSTEM



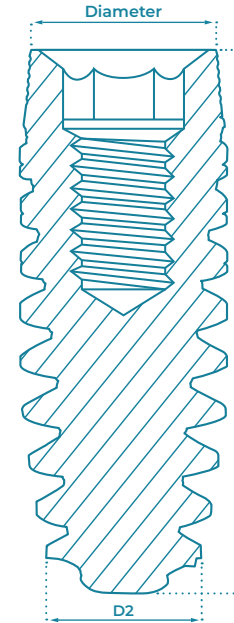

- Increased thread depth and cutting edges.
- Self-drilling.
- Increases load distribution.

6 AGGRESSIVE APICAL APEX



- Enhancing bone condensing.
- Features expanding threads at the bottom, offering a secure fit and sealing effects.
- ensures optimal implant stability and minimizes the risk of micromotion, promoting reliable osseointegration and long-term success.

PACKAGE CONTENT



DIAMETER	L (mm)	CODE	D2	
Ø3.0	8	E3008	Ø2.0	
	10	E3010		
	11.5	E3011		
Ø3.3	13	E3013		
	8	E3308		Ø2.0
	10	E3310		
11.5	E3311			
Ø3.5	13	E3313		
	8	E3508	Ø2.5	
	10	E3510		
11.5	E3511			
Ø3.8	13	E3513		
	8	E3808	Ø2.8	
	10	E3810		
11.5	E3811			
Ø4.2	13	E3813		
	16	E3816	Ø3.2	
	8	E4208		
10	E4210			
Ø4.5	11.5	E4211		
	13	E4213	Ø3.5	
	16	E4216		
8	E4508			
Ø5.0	10	E4510	Ø4.0	
	11.5	E4511		
	13	E4513		
	16	E4516		
	8	E5008		
	10	E5010		
	11.5	E5011		
	13	E5013		
	16	E5016		



Scan QR code for EVA drilling protocols

- The suggested drilling protocol is only a recommendation and should not replace the doctor's opinion



MOUNTLESS COMPONENTS

HEX DRIVERS

	HEX (mm)	L (mm)	CODE
	⊕ 2.42	10	HD2410-ML
		15	HD2415-ML

MOTOR MOUNTS

	HEX (mm)	L (mm)	CODE
	⊕ 2.42	22	MM2422-ML
		28	MM2428-ML

CFI - Cylindrical Implant

CFI Implant is a highly compatible implant solution based on the popular **Internal Hexagon connection** with **SLA - Sand blast, double etched in acid surface treatment**. Perfect for dense bone cases, but appropriate for all types of bone augmentation procedures. It's strong fit and proven tapered design ensures stability during procedures. Micro rings optimize shear strength, while the combined cylindrical and conical shape with V-shaped threads enhance its stability. The flat-cutting apex allows final adjustments during placement.

CONNECTION: Internal Hexagon 2.42mm.

MATERIAL: Ti-6Al-4V ELI (Titanium Grade 5).

SURFACE TREATMENT: SLA - Sandblast, Large Grit, Acid-etch.

STERILIZATION: Gamma irradiation.

SPECIFICATIONS:

CONNECTION AND PLATFORM SWITCHING

- Internal Hexagon 2.42mm - One universal platform for all diameters.
- Minimizes crestal bone loss, promotes bone and soft tissue growth, improves natural aesthetics.

V-SHAPED THREADS AND MICRO RINGS

- Improved Stability.
- Deliver optimal surface area, better load distribution, and reduced crestal stress.

TAPERED BODY WITH CYLINDRICAL AND CONICAL SHAPE

- Excellent primary stability.
- Cylindrical shape promotes long-term osseointegration by enlarging surface area and bone to implant contact.

SLA - SANDBLAST, LARGE GRIT, ACID-ETCH


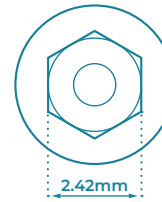
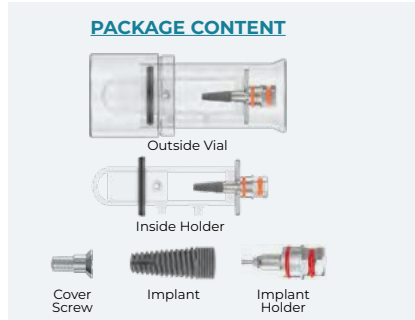
- Enhances dental implant stability and osseointegration, improving long-term success rates.

SELF TAPPING SYSTEM

- Self-tapping.
- Self-drilling.
- Increases load distribution.

FLAT APEX

- Enhances implant stability.
- Allows final adjustments during placement.



DIAMETER	L (mm)	CODE	D2	D3
Ø3.5	8	C3508	Ø2.8	Ø2.1
	10	C3510		
	11.5	C3511		
	13	C3513		
Ø3.75	16	C3516	Ø3.2	Ø2.5
	8	C3708		
	10	C3710		
	13	C3713		
Ø4.2	16	C3716	Ø3.6	Ø2.9
	6	C4206		
	8	C4208		
	10	C4210		
Ø5.0	11.5	C4211	Ø4.2	Ø3.5
	13	C4213		
	16	C4216		
	6	C5006		
Ø6.0	8	C5008	Ø5.2	Ø4.5
	10	C5010		
	11.5	C5011		
	13	C5013		
Ø6.0	16	C5016	Ø5.2	Ø4.5
	6	C6006		
	8	C6008		
Ø6.0	10	C6010	Ø5.2	Ø4.5
	11.5	C6011		
Ø6.0	13	C6013	Ø5.2	Ø4.5

Drilling Protocol

• The suggested drilling protocol is only a recommendation and should not replace the doctor's opinion.

MAX - Basal/Cortical Spiral Implant

MAX Implant is a highly compatible implant solution based on the popular **Internal Hexagon connection** with **RBM - Resorbable Blast Media surface treatment**. It is specifically recommended for soft bone, but highly suitable for all bone types. MAX features sharp, deep threads and aggressive threads, which can be placed immediately without the waiting period of osteointegration or additional augmentation with bone replacement materials. The implant is placed with the threads orthogonally to the occlusion load, ensuring remarkable stability in the cortical bone and improving chewing load distribution.


- CONNECTION:** Internal Hexagon 2.42mm.
MATERIAL: Ti-6Al-4V ELI (Titanium Grade 5).
SURFACE TREATMENT: RBM - Resorbable Blast Media.
STERILIZATION: Gamma irradiation.

SPECIFICATIONS:



CONNECTION AND PLATFORM SWITCHING

- Internal Hexagon 2.42mm - One universal platform for all diameters.
- Minimizes crestal bone loss, promotes bone and soft tissue growth, improves natural aesthetics.




BASAL/CORTICAL BONE POSITIONING

- Smooth-surface neck.
- Ideal for patients with bone structure problems.
- Better chance of success and durability.
- Even chewing load distribution.



SHARP, DEEP, AND AGGRESSIVE THREADS

- Can be placed immediately without the waiting period of osteointegration or additional augmentation with bone replacement materials.



RBM - RESORBABLE BLAST MEDIA

- Promotes faster and stronger bone integration, enhancing the stability of dental implants.



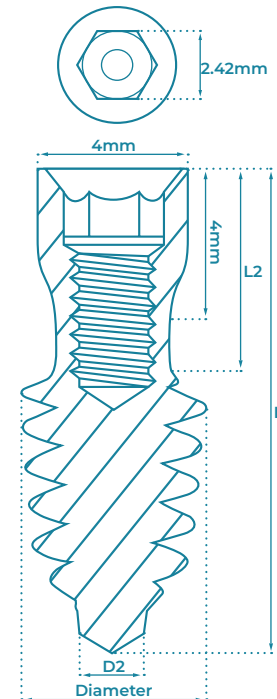
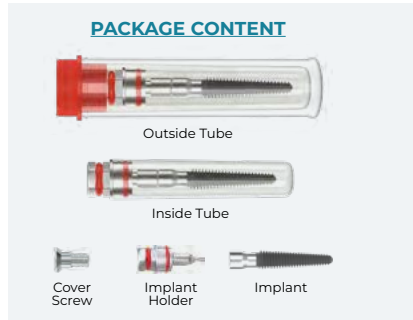
TAPERED THREAD AND TAPERED CORE BODY

- Excellent primary stability.
- Improves bone condensation during insertion.



SELF TAPPING SYSTEM

- Self-tapping.
- Minimal drilling.



DIAMETER	L1 (mm)	L2 (mm)	CODE	D2
Ø4.2	10	4.5	G4210	Ø1.8
	11.5	4.7	G4211	
	13	5	G4213	
	16	6	G4216	
	18	7	G4218	
	20	7.5	G4220	
Ø5.0	22.5	7.5	G4222	Ø2.5
	25	7.5	G4225	
	8	4.1	G5008	
	10	4.5	G5010	
Ø6.0	11.5	4.7	G5011	Ø1.8
	13	5	G5013	
	16	6	G5016	
	18	7	G5018	
Ø6.0	20	7.5	G5020	Ø2
	8	4.1	G6008	
	10	4.5	G6010	
	11.5	4.7	G6011	
Ø6.0	13	5	G6013	Ø2
	16	6	G6016	

Drilling Protocol

PRM	Marking Drill	Ø2.0	Ø2.8	Ø3.2	Ø3.65
Ø4.2	1200-1500	900-1200	500-700	500-700	400-700
Ø5.0	Soft Bone	○	○	○	○
Ø5.0	Hard Bone	○	●	●	●
Ø6.0	Soft Bone	○	○	○	○
Ø6.0	Hard Bone	○	●	●	●

For Over 20.0mm Implant Length

PRM	Straight Ø2.0	Osteotome Ø2.0	Conical Ø2.0-Ø3.0	Osteotome Ø3.0	Twist Ø3.2
Ø4.2	900-1200	500-700	500-700	500-700	500-700
Ø4.2	Soft Bone	○	○	○	○
Ø4.2	Hard Bone	○	●	●	●

• The suggested drilling protocol is only a recommendation and should not replace the doctor's opinion.

ZYG - Zygomatic Implant

ZYG Implant is a highly compatible implant solution based on the popular **Internal Hexagon connection** with **RBM - Resorbable Blast Media surface treatment**. Specifically created to address issues concerning a depleted upper jawbone, making it highly suitable for graft-less treatment with immediate loading. The smooth and polished implant neck facilitates effortless insertion, and the sharp and robust threads at the apex firmly anchors the implant to the zygomatic bone. This implant is intentionally designed for an extramaxillary approach.

CONNECTION: Internal Hexagon 2.42mm.

MATERIAL: Ti-6Al-4V ELI (Titanium Grade 5).

SURFACE TREATMENT: RBM - Resorbable Blast Media.


STERILIZATION: Gamma irradiation.

SPECIFICATIONS:



CONNECTION

- Internal Hexagon 2.42mm.
- Minimizes crestal bone loss, promotes bone and soft tissue growth, improves natural aesthetics.




SMOOTH SURFACE NECK

- Easy insertion to the zygomatic bone.



AGGRESSIVE APICAL THREADS

- Allow for more aggressive bone engagement for indications such as immediate extraction sockets, poor bone quality, and immediate loading.



RBM - RESORBABLE BLAST MEDIA

- Promotes faster and stronger bone integration, enhancing the stability of dental implants.



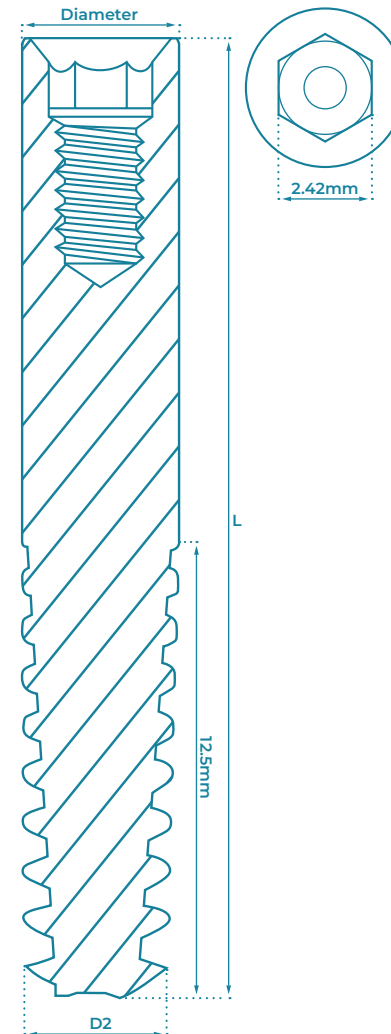
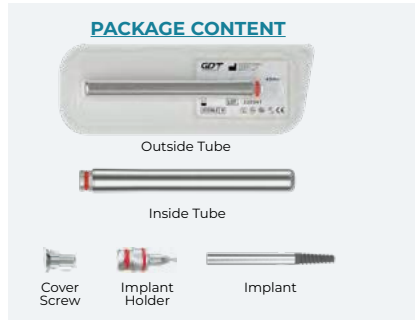
TAPERED BODY WITH SPIRAL DESIGN

- Optimal soft tissue support .
- Excellent primary stability.
- Improves bone condensation during insertion.



SELF TAPPING SYSTEM

- Self-tapping.
- Minimal drilling.
- Increases load distribution.



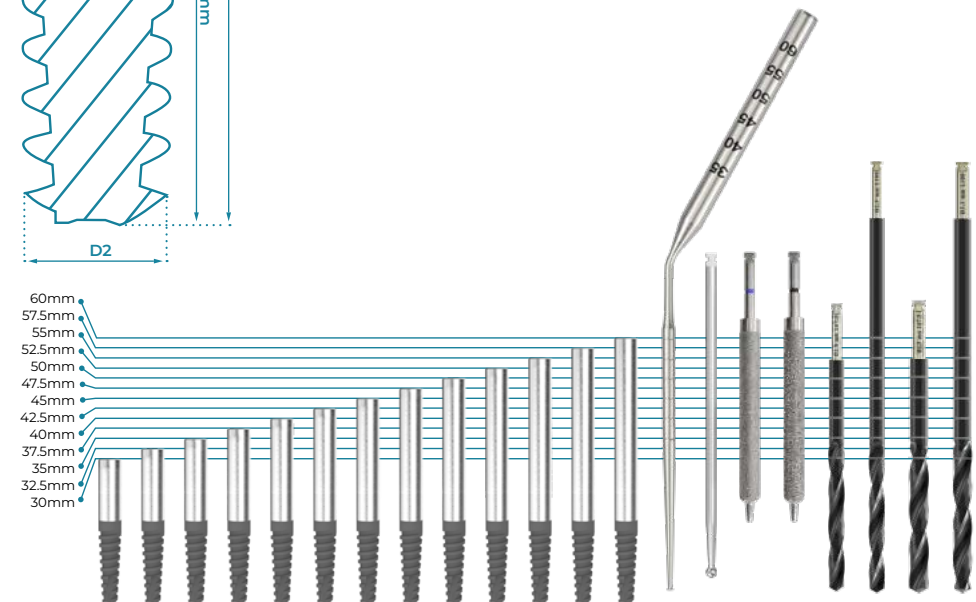
DIAMETER	L (mm)	CODE	D2
Ø4.2	30	Z4230	3.5
	32.5	Z4232	
	35	Z4235	
	37.5	Z4237	
	40	Z4240	
	42.5	Z4242	
	45	Z4245	
	47.5	Z4247	
	50	Z4250	
	52.5	Z4252	
55	Z4255		
57.5	Z4257		
60	Z4260		

DRILLING PROCEDURE

- Irrigation is strongly advised throughout the drilling procedure. When drilling with irrigation, use an intermittent motion to allow debris to be flushed away.
- Continue until the required depth is reached.
- Do not exceed 1500 RPM.

CAUTION

- During drilling procedures, avoid lateral pressure on the drills - Lateral pressure to the drill can cause drill fracture.
- Before beginning drilling activities, ensure that the drill is properly fastened into the hand-piece.



• The suggested drilling protocol is only a recommendation and should not replace the doctor's opinion.

DENTAL IMPLANTS


CONICAL CONNECTION IMPLANTS

CON NP - Narrow Platform Implant

28-29

CON RP - Regular Platform Implant

30-31




CON NP - Narrow Platform Spiral Implant

CON NP Implant is based on the popular **Conical Connection** with **SLA - Sand blast, double etched in acid surface treatment**. It has a tapered body with a tight seal interlocking hexagon conical connection that delivers the best aesthetic solution for all indications. Specifically designed to offer high primary stability, making it suitable for challenging situations such as soft bone or extraction sockets. CON NP demonstrates successful implementation across various bone types, providing both ease of insertion and minimal patient sensitivity. It's self-tapping and self-drilling features contribute to a simplified implantation process.

CONNECTION: Conical Connection NP 2.25mm (Narrow Platform).
MATERIAL: Ti-6Al-4V ELI (Titanium Grade 5).
SURFACE TREATMENT: SLA - Sandblast, Large Grit, Acid-etch.
STERILIZATION: Gamma irradiation.

SPECIFICATIONS:



CONNECTION

- Conical Connection NP 2.25mm (Narrow Platform)



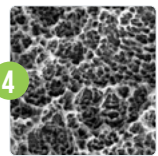
TAPERED BODY WITH SPIRAL DESIGN

- The resemblance to natural root shape ensures outstanding primary stability, promotes bone preservation, and facilitates strong adhesion of soft tissues.



AGGRESSIVE APICAL THREADS

- The wide spacing between threads enhances implant stability and promotes long-term tissue preservation.



SLA - SANDBLAST, LARGE GRIT, ACID-ETCH

- Enhances dental implant stability and osseointegration, improving long-term success rates.



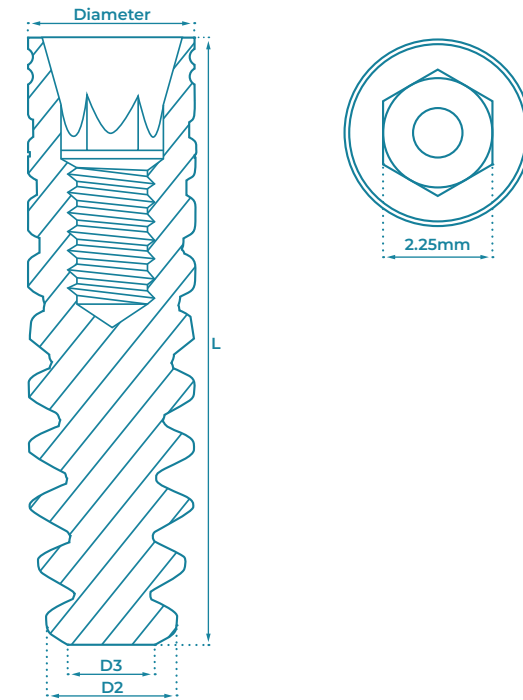

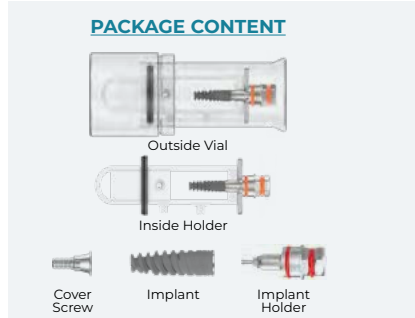
SELF TAPPING SYSTEM

- Self-tapping.
- Self-drilling.
- Increases load distribution.



ROUND APEX

- Enhances implant stability.
- Protects sinus from perforation, and minimizes the risk of anatomical structure damage.



DIAMETER	L (mm)	CODE	D2	D3
Ø3.5	8	NP0835	Ø3.45	Ø2.6
	10	NP1035		
	11.5	NP1135		
	13	NP1335		
	16	NP1635		

Drilling Protocol

Marking Drill

Ø2.0	Ø2.5	Ø2.8	Ø3.2
●	○	●	●
●	○	●	●
●	○	●	●

Ø3.5 Soft Bone: ● ○ ● ● ●
 Ø3.5 Hard Bone: ● ○ ● ● ●

• The suggested drilling protocol is only a recommendation and should not replace the doctor's opinion.

CON RP - Regular Platform Spiral Implant

CON RP Implant is based on the popular **Conical Connection** with **SLA - Sand blast, double etched in acid surface treatment**. It has a tapered body with a tight seal interlocking hexagon conical connection that delivers the best aesthetic solution for all indications. Specifically designed to offer high primary stability, making it suitable for challenging situations such as soft bone or extraction sockets. CON RP demonstrates successful implementation across various bone types, providing both ease of insertion and minimal patient sensitivity. It's self-tapping and self-drilling features contribute to a simplified implantation process. CON RP Regular Platform is designed for posterior cases that require a wider base and helps achieve a natural molar emergence profile.

- CONNECTION:** Conical Connection RP 2.65mm (Regular Platform).
- MATERIAL:** Ti-6Al-4V ELI (Titanium Grade 5).
- SURFACE TREATMENT:** SLA - Sandblast, Large Grit, Acid-etch.
- STERILIZATION:** Gamma irradiation.

SPECIFICATIONS:

CONNECTION

- Conical Connection RP 2.65mm (Regular Platform)




TAPERED BODY WITH SPIRAL DESIGN

- The resemblance to natural root shape ensures outstanding primary stability, promotes bone preservation, and facilitates strong adhesion of soft tissues.




AGGRESSIVE APICAL THREADS

- The wide spacing between threads enhances implant stability and promotes long-term tissue preservation.



SLA - SANDBLAST, LARGE GRIT, ACID-ETCH

- Enhances dental implant stability and osseointegration, improving long-term success rates.



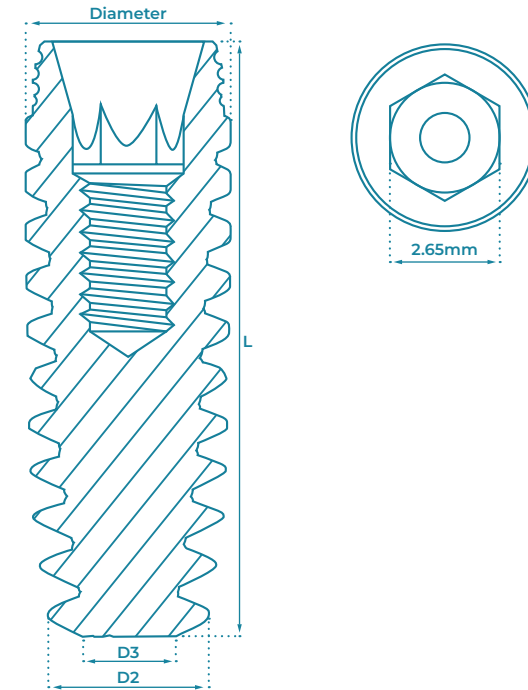

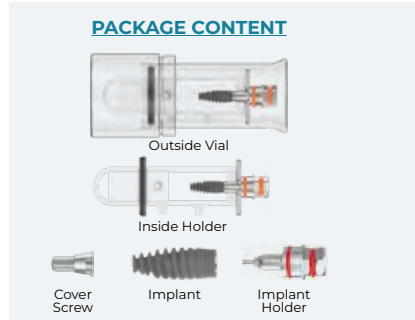
SELF TAPPING SYSTEM

- Self-tapping.
- Self-drilling.
- Increases load distribution.



ROUND APEX

- Enhances implant stability.
- Protects sinus from perforation, and minimizes the risk of anatomical structure damage.



DIAMETER	L (mm)	CODE	D2	D3
Ø4.3	6	RP0643	Ø4.1	Ø3.2
	8	RP0843		
	10	RP1043		
	11.5	RP1143		
	13	RP1343		
Ø5.0	16	RP1643	Ø4.65	Ø3.7
	6	RP0650		
	8	RP0850		
	10	RP1050		
	11.5	RP1150		
	13	RP1350		
	16	RP1650		

	Drilling Protocol	Marking Drill							
		Ø2.0	Ø2.8	Ø3.2	Ø3.65	Countersink Ø3.75x4.2	Ø4.2	Ø4.5	
Ø4.3	Soft Bone	●	○	●	●	●	○	○	○
	Hard Bone	●	○	●	●	●	●	○	○
Ø5.0	Soft Bone	●	○	●	●	●	○	○	○
	Hard Bone	●	○	●	●	●	●	○	○

• The suggested drilling protocol is only a recommendation and should not replace the doctor's opinion.

DENTAL IMPLANTS

ONE-PIECE IMPLANTS


Components

OPI - One-Piece Implant

OPB - Flexible One-Piece Implant

 SMOOTH-SURFACE "NECK"

 TITANIUM GRADE 5 (Ti-6AL-4V ELI)



33

34-35

36-37

One-Piece

DENTAL IMPLANTS



ONE-PIECE IMPLANTS COMPONENTS

IMPRESSION COPING TRANSFER



CODE	OPC	
------	-----	--

IMPLANT ANALOGS

TYPE	For OPI	For Flexible - OPIB
L	19mm	18mm



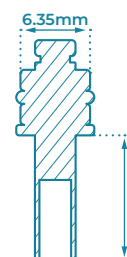
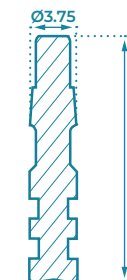
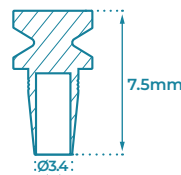
CODE	AOP	ABOP
------	-----	------

HEX DRIVERS

HEX DRIVERS	L (mm)	CODE
	15	HDOP
	18	HDO
	50	HDOL

FOR FLEXIBLE NECK

	18	RDOP
---	----	------



MANUAL WRENCH DRIVER ADAPTERS

MANUAL WRENCH DRIVER ADAPTERS	HEX (mm)	CODE
	175	HDLOF

MANUAL WRENCH DRIVER ADAPTERS

MANUAL WRENCH DRIVER ADAPTERS	HEX (mm)	CODE
	6.35	HRAL

ONE-PIECE IMPLANTS SURGICAL KIT BOX

ONE-PIECE IMPLANTS SURGICAL KIT BOX	CODE	BSP
		

Comfortable to use, organized logically, and clearly labeled. Please follow the recommended drilling protocol, to ensure optimal outcome. **Find more information on pages 136-137.**

FEATURES:

- All instruments are clearly labeled.
- The tools are made from durable Stainless Steel.
- Suitable for autoclaving, ensuring proper sterilization, at a temperature of 134°C.

OPI - One-Piece Implant

OPI implant is specifically designed for narrow ridges and tight spaces. The insertion of this implant is quick and simple one-stage procedure. This implant insertion saves time, reduces trauma for the patient, and produces an outstanding aesthetic at the final restoration. This versatile implant is mostly used for Multi Unit restorations with immediate loading in the maxilla & mandible with adequate bone tissue.

MATERIAL: Ti-6Al-4V ELI (Titanium Grade 5).

SURFACE TREATMENT: SLA - Sandblast, Large Grit, Acid-etch.

STERILIZATION: Gamma irradiation.

SPECIFICATIONS:



INTEGRATED ABUTMENT

- Increases the strength and stability of the by eliminating the weak connection point of the two-piece implant.




NECK

- Smooth-surface neck.



IMPLANT THREADS

- Single thread design.
- Bone condensing threads.
- Self-tapping.



SLA - SANDBLAST, LARGE GRIT, ACID-ETCH

- Enhances dental implant stability and osseointegration, improving long-term success rates.



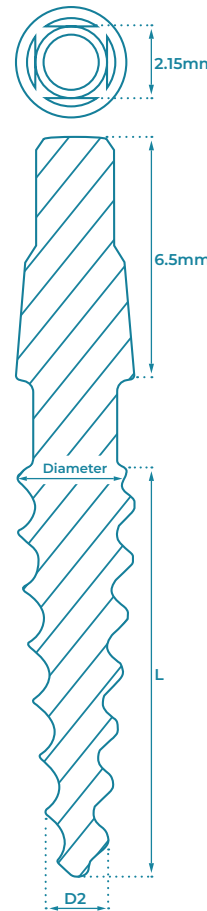
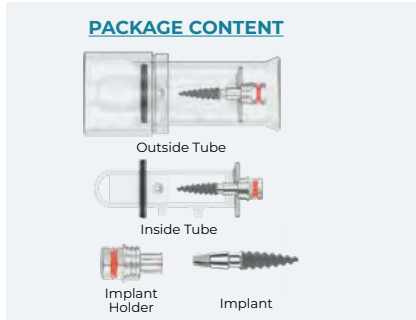
TAPERED THREAD AND TAPERED CORE BODY

- Excellent primary stability.
- Improves bone condensation during insertion.
- increased bone-to-implant contact along the implant body



NARROW ROUNDED APEX

- Easy insertion in areas with limited space such as laterals and central incisors.



DIAMETER	L (mm)	CODE	D2
Ø2.4	10	P2410	Ø1.7
	11.5	P2411	
	13	P2413	
Ø2.8	10	P2810	Ø1.8
	11.5	P2811	
	13	P2813	
Ø3.0	16	P2816	Ø1.8
	10	P3010	
	11.5	P3011	
Ø3.3	13	P3013	Ø1.8
	16	P3016	
	10	P3310	
Ø3.75	11.5	P3311	Ø1.8
	13	P3313	
	16	P3316	
Ø4.2	6	P3706	Ø1.9
	8	P3708	
	10	P3710	
Ø5.0	11.5	P3711	Ø1.9
	13	P3713	
	16	P3716	
Ø5.0	6	P4206	Ø1.9
	8	P4208	
	10	P4210	
Ø5.0	11.5	P4211	Ø1.9
	13	P4213	
	16	P4216	
Ø5.0	18	P4218	Ø1.9
	10	P5010	
	11.5	P5011	
Ø5.0	13	P5013	Ø1.9
	16	P5016	

Diameter	Bone Type	Drilling Protocol						
		Marking Drill	Lance Drill Ø1.5	Lance Drill Ø2.0	Lance Drill Ø2.5	Lance Drill Ø2.8	Lance Drill Ø3.2	Straight Drill Ø3.65
Ø2.4	Soft Bone	●	●	○	○	○	○	○
	Hard Bone	●	●	○	○	○	○	○
Ø2.8	Soft Bone	●	●	○	○	○	○	○
	Hard Bone	●	●	○	○	○	○	○
Ø3.0	Soft Bone	●	●	○	○	○	○	○
	Hard Bone	●	●	○	○	○	○	○
Ø3.3	Soft Bone	●	●	○	○	○	○	○
	Hard Bone	●	●	○	○	○	○	○
Ø3.75	Soft Bone	●	●	○	○	○	○	○
	Hard Bone	●	●	○	○	○	○	○
Ø4.2	Soft Bone	●	●	○	○	○	○	○
	Hard Bone	●	●	○	○	○	○	○
Ø5.0	Soft Bone	●	●	○	○	○	○	○
	Hard Bone	●	●	○	○	○	○	○

The suggested drilling protocol is only a recommendation and should not replace the doctor's opinion.

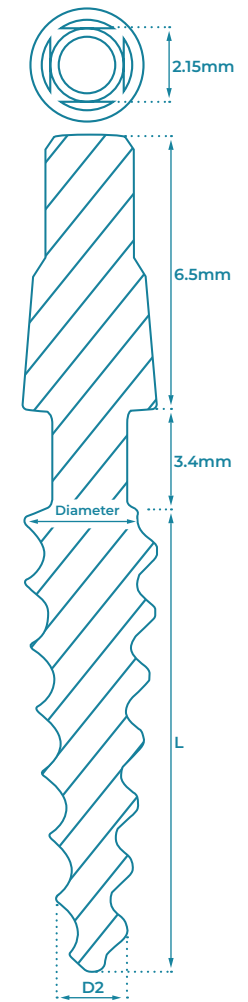
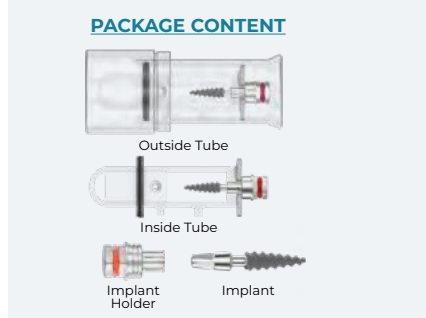
OPIB - Flexible One-Piece Implant

OPIB implant is specifically designed for narrow ridges and tight spaces. An optional bendable neck allows adjusting the abutment slope angle up to 20°, a very useful feature in limited space unparallel cases. The insertion of OPIB Implant is a quick and simple one-stage procedure. This implants save time, reduces trauma for the patient, and produces an outstanding aesthetic at the final restoration. This versatile implant mostly used for Multi Unit restorations with immediate loading in the maxilla & mandible with adequate bone tissue.

MATERIAL: Ti-6Al-4V ELI (Titanium Grade 5).
SURFACE TREATMENT: RBM - Resorbable Blast Media.
STERILIZATION: Gamma irradiation.

SPECIFICATIONS:

- 1 INTEGRATED ABUTMENT**
 - Increases the strength and stability of the by eliminating the weak connection point of the two-piece implant.
- 2 NECK**
 - Smooth-surface neck.
 - Flexible up to 20°
- 3 IMPLANT THREADS**
 - Single thread design.
 - Bone condensing threads.
 - Self-tapping.
- 4 RBM - RESORBABLE BLAST MEDIA**
 - Promotes faster and stronger bone integration, enhancing the stability of dental implants.
- 5 TAPERED THREAD AND TAPERED CORE BODY**
 - Excellent primary stability.
 - Improves bone condensation during insertion.
 - increased bone-to-implant contact along the implant body
- 6 NARROW ROUNDED APEX**
 - Easy insertion in areas with limited space such as laterals and central incisors.



DIAMETER	L (mm)	CODE	D2
Ø3.3	10	B3310	Ø1.8
	11.5	B3311	
	13	B3313	
Ø3.75	16	B3316	Ø1.9
	6	B3706	
	8	B3708	
	10	B3710	
	11.5	B3711	
	13	B3713	
Ø4.2	16	B3716	Ø1.9
	6	B4206	
	8	B4208	
	10	B4210	
	11.5	B4211	
	13	B4213	
Ø5.0	16	B4216	Ø1.9
	8	B5008	
	10	B5010	
	11.5	B5011	
	13	B5013	
	16	B5016	

Diameter	Soft Bone		Hard Bone	
	Drill	Speed	Drill	Speed
Ø3.3	Marking Drill	●	Lance Drill Ø1.5	●
Ø3.75	Lance Drill Ø1.5	●	Lance Drill Ø2.0	●
	Lance Drill Ø2.0	●	Lance Drill Ø2.5	●
Ø4.2	Lance Drill Ø2.5	●	Lance Drill Ø2.8	●
	Lance Drill Ø2.8	●	Lance Drill Ø3.2	●
Ø5.0	Lance Drill Ø3.2	●	Straight Drill Ø3.65	●
	Straight Drill Ø3.65	●		●

The suggested drilling protocol is only a recommendation and should not replace the doctor's opinion.

DENTAL IMPLANTS

Total Anchorage Devices (TADs)

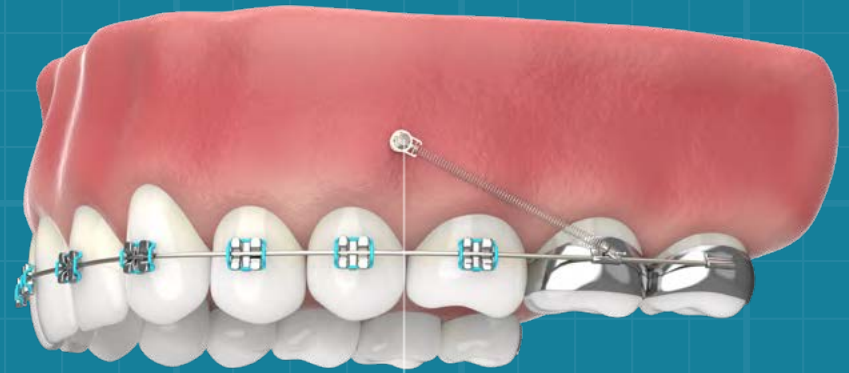
ORTHODONTIC MINI-SCREWS

Mini-Screws

Tools

40-41

41




TITANIUM GRADE 5 (TI-6AL-4V ELI)

TRANSMUCOSAL SECTION



Scan the QR Code to visit GDT Implants website



Orthodontic Mini Screws (TADs)

TEMPORARY ANCHORAGE DEVICES

Orthodontic Mini Screws - Temporary Anchorage Devices (TADs) are used to facilitate the movement of teeth through what is called Skeletal Anchorage.

TAD Appliances are placed directly into the jawbone, then teeth are pulled towards the TADs via elastic or spring traction.

When installed, the Mini Screw is in constant and direct contact with the bone and does not possess a periodontal ligament.

As a result, it does not move when orthodontic force is applied, and therefore can be used as "Absolute Anchorage".

MATERIAL: Ti-6Al-4V ELI (Titanium Grade 5).

PACKAGING: Individual sterile tube, in a double blister package.

SPECIFICATIONS:



HEXAGONAL HEAD WITH A HOLE

- Hole 0.8mm (suitable for orthodontic wire up to .021 "x.025") for fixation and traction.



TRANSMUCOSAL SECTION

- Transmucosal section with perfect adaptation and tissue and peri-implant soft tissues.



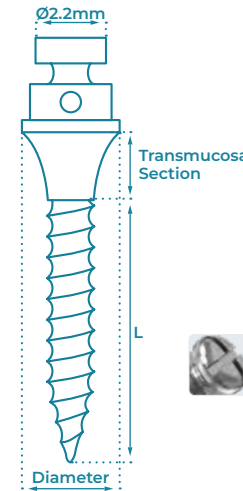
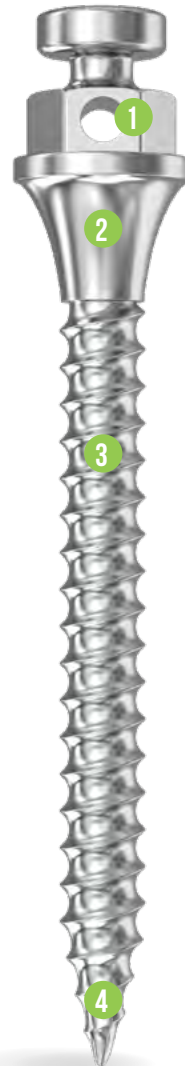
TITANIUM GRADE 5 ALLOY

- Combines properties such as low specific weight, high strength to weight ratio, very high corrosion resistance, and excellent general biocompatibility.



APEX

- Active point with self-piercing tip profile, specially designed to offer stability secure fit in bone texture and resistance to applications of immediate orthodontic loads.
- Self-tapping.
- Self-drilling.



TYPE	TS (mm)	DIAMETER	L (mm)	CODE
Short Neck	1	Ø1.5	6	ORT106
			8	ORT108
Standard	2	Ø1.5	6	ORT206
			8	ORT208
			10	ORT210
			12	ORT212
Wide	2	Ø2	10	ORT410
			12	ORT412
			14	ORT214
Cross-Head	1	Ø1.5	6	ORT316
			8	ORT318
Buccal Shelf	4	Ø2	10	ORT216
			12	ORT215
Zygomatic	8	Ø2	9	ORT217

HEXAGONAL KEY SHORT/LONG

L (mm)	CODE
25	ORTHKS
60	ORTHKL

SPEAR TIP POINT DRILL

L (mm)	CODE
60	ORTSTP

HAND FINGER KEY

L (mm)	CODE
25	ORTHFG

DRIVER HANDLE HOLDER TOOL

L (mm)	CODE
93	ORTHTL

ORTHODONTIC KIT



The kit is made of engineering polymer with high resistance to high autoclaves temperatures.

The tools have standard coupling allowing docking in reducing surgical angles against angles.

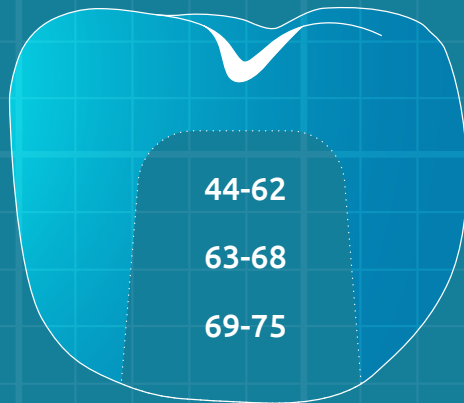
The key to fitting is equipped with contain Nitinol o´ring, which facilitates the engagement and disengagement of the Mini Screw, and prevents depletion of material sterilization

INTERNAL HEXAGON PROSTHETICS

Cement-Retained Restoration

Screw-Retained Restoration

Overdenture Restoration



44-62

63-68


69-75



 MADE IN ISRAEL



Scan the QR Code
to visit GDT Implants website



INTERNAL HEXAGON PROSTHETICS

CEMENT-RETAINED RESTORATION

Healing Caps

44-45

Screws

46

Impression Coping Transfers

46-47

Analogs

48-49

Straight Abutments

50-51

Angulated Abutments

52-53

Temporary Abutments

54-55

Zirconia Abutments

56-57

Casting Abutments

58-59

CAD/CAM Abutments

60-62

HEALING CAPS

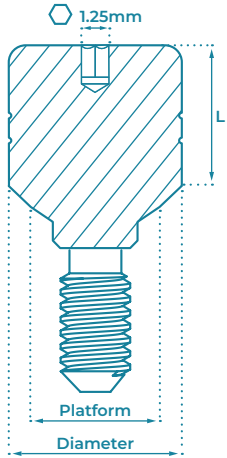
Designed to facilitate the healing process of both soft and hard tissues surrounding the implant. The Healing Caps not only protect the implant from the accumulation of plaque and debris, but also aid in shaping the gumline for optimal aesthetics.

MATERIAL:

Ti-6Al-4V ELI (Titanium Grade 5).

TORQUE TIGHTENING:

15 Ncm (Recommendation).



SLIM					Platform - Ø3mm Diameter - Ø3.5mm	
L	2mm	3mm	4mm	5mm	6mm	



CODE	HCS2-SL	HCS3-SL	HCS4-SL	HCS5-SL	HCS6-SL
------	---------	---------	---------	---------	---------

NARROW					Platform - Ø3.8mm Diameter - Ø3.8mm	
L	3mm	4mm	5mm	6mm	7mm	



CODE	HCN3	HCN4	HCN5	HCN6	HCN7
------	------	------	------	------	------

STANDARD					Platform - Ø3.8mm Diameter - Ø4.5mm	
L	2mm	3mm	4mm	5mm	6mm	7mm



CODE	HCS2	HCS3	HCS4	HCS5	HCS6	HCS7
------	------	------	------	------	------	------

WIDE						Platform - Ø3.8mm Diameter - Ø5.5mm	
L	2mm	3mm	4mm	5mm	6mm	7mm	



CODE	HCW2	HCW3	HCW4	HCW5	HCW6	HCW7
------	------	------	------	------	------	------

EXTRA WIDE				Platform - Ø3.8mm Diameter - Ø6.3mm	
L	2mm	3mm	4mm	5mm	



CODE	HCEW2	HCEW3	HCEW4	HCEW5
------	-------	-------	-------	-------

CONCAVE STANDARD						Platform - Ø3.8mm Diameter - Ø4.5mm	
L	2mm	3mm	4mm	5mm	6mm	7mm	



CODE	HCV2	HCV3	HCV4	HCV5	HCV6	HCV7
------	------	------	------	------	------	------

CONCAVE WIDE					Platform - Ø3.8mm Diameter - Ø5.5mm	
L	2mm	3mm	4mm	5mm	6mm	



CODE	HCVW2	HCVW3	HCVW4	HCVW5	HCVW6
------	-------	-------	-------	-------	-------

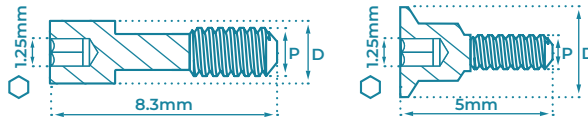
CONCAVE EXTRA WIDE					Platform - Ø3.8mm Diameter - Ø6.3mm	
L	2mm	3mm	4mm	5mm	6mm	



CODE	HCVEW2	HCVEW3	HCVEW4	HCVEW5	HCVEW6
------	--------	--------	--------	--------	--------

SCREWS

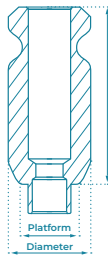
MATERIAL: Ti-6Al-4V ELI (Titanium Grade 5).



ABUTMENT SCREWS		COVER SCREWS	
TYPE	Slim	Standard	Standard
P	Ø1.55mm	Ø1.75mm	Ø1.75mm
D	Ø1.8mm	Ø2.0mm	Ø3.8mm



CODE	SA-SL	SA	CS-SL	CS
------	-------	----	-------	----



IMPRESSION COPING TRANSFERS

Provide accuracy during impression-taking to ensure the best possible results with every use. Can be safely sterilized in an autoclave for added security. Ideal for single tooth restorations, bridges, partial dentures, and full dentures alike.

MATERIAL: Stainless Steel. **PACKAGED WITH:** Screw for Closed Tray 16mm / Open Tray 22mm.

SLIM		NARROW		STANDARD	
TYPE	Closed Tray Open Tray	Closed Tray Open Tray	Closed Tray Open Tray	Closed Tray Open Tray	Closed Tray Open Tray
L	11.5mm	11.5mm	9mm 13mm	9mm 13mm	9mm 13mm
P	Ø3mm	Ø3.8mm	Ø3.8mm	Ø3.8mm	Ø3.8mm
D	Ø3.5mm	Ø3.8mm	Ø4.5mm	Ø4.5mm	Ø4.5mm



CODE	STRC-SL	STRO-SL	NTRC	NTRO	STRC	STRO
------	---------	---------	------	------	------	------



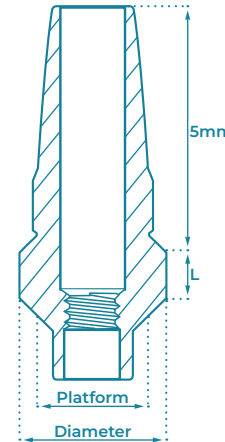
CLIP TRANSFERS		Platform - Ø3.75mm
		Diameter - Ø4.5mm
TYPE	Closed Tray	
L	9mm	14.5mm



CODE	CTR9	CTR13
------	------	-------

Snap-cap Transfer Abutment enables quick and simple impression taking. The Cap remains in the impression tray after it is removed from the mouth.

ABUTMENT MATERIAL: Ti-6Al-4V ELI (Titanium Grade 5). **SNAP-CAP MATERIAL:** Acetal Polymer.
PACKAGED WITH: Abutment Screw SA, and Snap-cap PSOC.
TORQUE TIGHTENING: 25 Ncm (Recommendation).



SNAP-ON TRANSFERS		Platform - Ø3.8mm	
		Diameter - Ø4.8mm	
L	1mm	2mm	3mm 4mm



CODE	SOC1	SOC2	SOC3	SOC4
------	------	------	------	------

CONCAVE SNAP-ON TRANSFERS		Platform - Ø3.8mm	
		Diameter - Ø4.5mm	
L	1mm	2mm	3mm 4mm

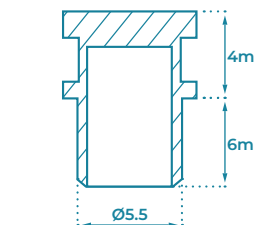


CODE	SOV1	SOV2	SOV3	SOV4
------	------	------	------	------

SNAP-ON CAP



CODE	PSOC
------	------



OVERDENTURE		MULTI UNIT 1.6mm		MULTI UNIT 1.4mm		
TYPE	GdtLoc / Ball	Click	Closed Tray	Open Tray	Closed Tray	Open Tray
L	5.6	11.3	7mm	15mm	14mm	16mm
D	Ø4.6	Ø4.8	Ø4.8mm	Ø5mm	Ø4.9mm	Ø5mm

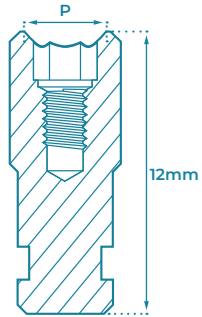





CODE	TFB	TFL	MU-TCT	MU-TOT	NM-TCT	NM-TOT
------	-----	-----	--------	--------	--------	--------

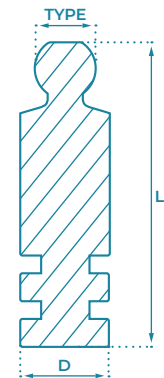
ANALOGS



The Analog provides a replica that shows the exact position of a patient's implant. It is made by taking an impression of the patient's teeth and implants, and using that impression to create a copy that shows the exact anatomy of the implant of the implant as it exists in the patient's mouth.

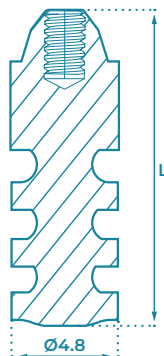
MATERIAL: Stainless Steel.





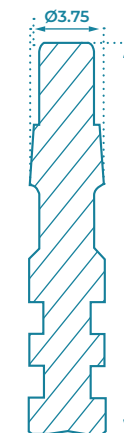
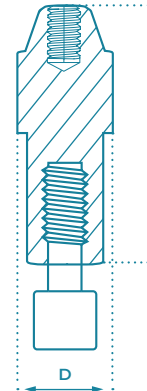
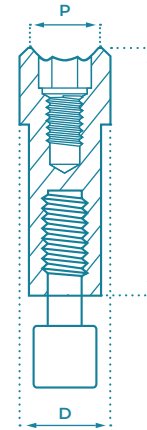
IMPLANT ANALOGS			
TYPE	Slim Ø Platform - 2mm	Standard	Wide
D	Ø3mm	Ø3.75mm	Ø5mm
			
CODE	ANG-SL	ANG	ANGW





OVERDENTURE RESTORATIONS ANALOGS			
TYPE	GdtLoc	Ball	Click
L	14mm	15mm	10.4mm
D	Ø4mm	Ø3.75mm	Ø3.75mm
			
CODE	AFE	AFB	AFL





SCREW-RETAINED RESTORATIONS ANALOGS			
TYPE	Multi Unit 1.6mm	Multi Unit 1.4mm	
L	13.5mm	18mm	
D	Ø4.75mm	Ø4.9mm	
			
CODE	MU-ANG	NM-ANG	





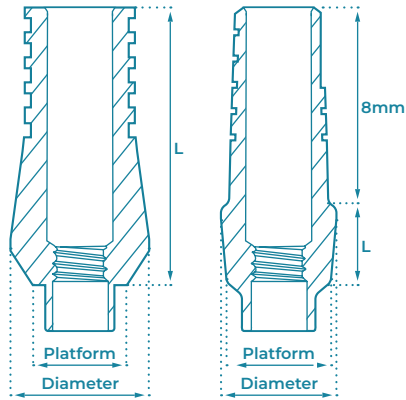
CAD/CAM 3D PRINTING ANALOGS

FOR IMPLANTS		
TYPE	Slim Ø Platform - 2mm	Standard
L	10mm	12mm
D	Ø3mm	Ø3.75mm
		
CODE	ANG3D-SL	ANG3D

FOR SCREW-RETAINED RESTORATIONS		
TYPE	Multi Unit 1.6mm	Multi Unit 1.4mm
L	12mm	9mm
D	Ø4.75mm	Ø4.9mm
		
CODE	MU-ANG3D	NM-ANG3D

ONE-PIECE IMPLANT ANALOGS

FOR ONE-PIECE IMPLANTS		
TYPE	For OPI	For Flexible - OPIB
L	19mm	18mm
		
CODE	AOP	ABOP



STRAIGHT ABUTMENTS

Straight Abutments create a tight seal and strong connection to the implant. Stable and trauma reducing during restoration placement. The Shoulder / Anatomic / Concave Straight Abutments are particularly great for aesthetics, and promote faster healing while protecting the implant.

MATERIAL:
Ti-6Al-4V ELI (Titanium Grade 5).
PACKAGED WITH:
Abutment Fixation Screw SA / SA-SL.
TORQUE TIGHTENING:
25 Ncm (Recommendation).

SLIM	Ø3mm	NARROW		Platform - Ø3.8mm Diameter - Ø3.8mm	
	Ø3.5mm				
L	9mm	5mm	7mm	9mm	11mm
CODE	SA9-SL	SAN5	SAN7	SAN9	SAN11

STANDARD						Platform - Ø3.8mm Diameter - Ø4.5mm
L	5mm	7mm	9mm	11mm	13mm	15mm
CODE	SA5	SA7	SA9	SA11	SA13	SA15

WIDE			Platform - Ø3.8mm Diameter - Ø5.5mm
L	9mm	12mm	13mm
CODE	SAW9	SAW12	SAW13

SLIM WITH SHOULDER			Platform - Ø3mm Diameter - Ø3.8mm
L	1mm	2mm	3mm
CODE	SAS1-SL	SAS2-SL	SAS3-SL

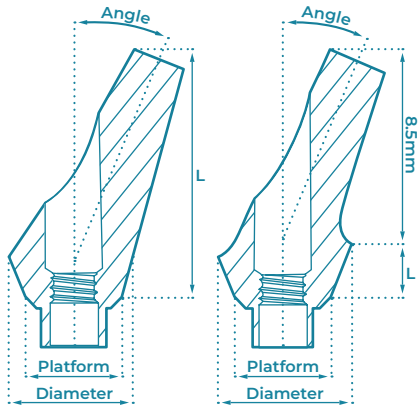
STANDARD WITH SHOULDER				Platform - Ø3.8mm Diameter - Ø4.5mm
L	1mm	2mm	3mm	4mm
CODE	SAS1	SAS2	SAS3	SAS4

WIDE WITH SHOULDER				Platform - Ø3.8mm Diameter - Ø5.5mm
L	1mm	2mm	3mm	4mm
CODE	SAWS1	SAWS2	SAWS3	SAWS4

ANATOMIC			Platform - Ø3.8mm Diameter - Ø5.2mm
L	1mm	2mm	3mm
CODE	SAA1	SAA2	SAA3

CONCAVE				Platform - Ø3.8mm Diameter - Ø5mm
L	1mm	2mm	3mm	4mm
CODE	SAV1	SAV2	SAV3	SAV4





ANGULATED ABUTMENTS

Can be used in a single tooth, and partially or totally edentulous situations. Used in the fabrication of Cement-retained restorations, single crowns, or bridges, and can be used in unparalleled implant placement cases for angle compensation.

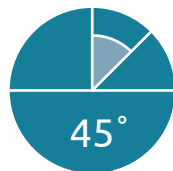
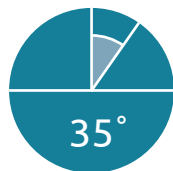
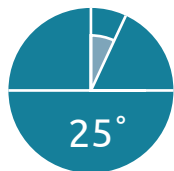

MATERIAL:
Ti-6Al-4V ELI (Titanium Grade 5).

PACKAGED WITH:
Abutment Fixation Screw SA / SA-SL.

TORQUE TIGHTENING:
25 Ncm (Recommendation).

L	SLIM 15°	STANDARD 15°	
	Ø3mm Ø4mm	Platform - Ø3.8mm Diameter - Ø4.5mm	
	9mm	9mm	13mm
CODE	ATA15-SL	ATA15	ATA15L

L	STANDARD 25°	35°	45°	
	Ø3.8mm Ø4.5mm	Ø3.8mm Ø4.5mm	Ø3.8mm Ø4.5mm	
	9mm	13mm	9mm	
CODE	ATA25	ATA25L	ATA35	ATA45



The Anatomic and Concave Abutments are particularly great for aesthetics and promote faster healing while protecting the implant.

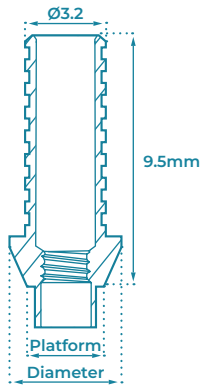
L	ANATOMIC 15°			Platform - Ø3.8mm Diameter - Ø5.2mm
		1mm	2mm	3mm
CODE	ATA1501	ATA1502	ATA1503	ATA1504

L	ANATOMIC 25°			Platform - Ø3.8mm Diameter - Ø5.2mm
		1mm	2mm	3mm
CODE	ATA2501	ATA2502	ATA2503	ATA2504

L	CONCAVE 15°			Platform - Ø3.8mm Diameter - Ø5mm
		1mm	2mm	3mm
CODE	ATV1501	ATV1502	ATV1503	ATV1504

L	CONCAVE 25°			Platform - Ø3.8mm Diameter - Ø5mm
		1mm	2mm	3mm
CODE	ATV2501	ATV2502	ATV2503	ATV2504

TEMPORARY ABUTMENTS



TITANIUM ABUTMENTS

Easily adapts to a gingival tissue, and makes a perfect solid marginal seal between the abutment and the implant.

MATERIAL: Ti-6Al-4V ELI (Titanium Grade 5).

PACKAGED WITH: Abutment Fixation Screw SA.

TORQUE TIGHTENING: 20 Ncm (Recommendation).

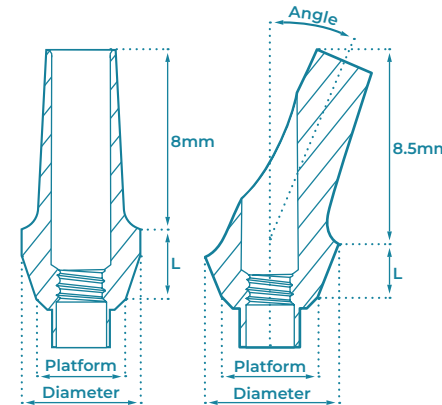
TITANIUM ABUTMENTS

Platform - Ø3.8mm
Diameter - Ø4.7mm

TYPE	Anti-rotational	Rotational
------	-----------------	------------



CODE	STAR	STAN
------	------	------



PEEK ABUTMENTS

PEEK is described as an excellent combination of strength and elasticity. It is one of the most chemically resistant materials, biocompatible and aesthetic, with low electrical conductivity. The PEEK Abutments are used for short term rehabilitation.

MATERIAL:

PEEK (Polyether ether ketone).

PACKAGED WITH: Abutment Fixation Screw SA.

TORQUE TIGHTENING: 15 Ncm (Recommendation).

ANATOMIC 0°

Platform - Ø3.8mm
Diameter - Ø4.7mm

L	1mm	2mm	3mm
---	-----	-----	-----



CODE	PAT1	PAT2	PAT3
------	------	------	------

ANATOMIC 15°

Platform - Ø3.8mm
Diameter - Ø5.2mm

L	1mm	2mm	3mm
---	-----	-----	-----



CODE	PAT1501	PAT1502	PAT1503
------	---------	---------	---------

ANATOMIC 25°

Platform - Ø3.8mm
Diameter - Ø5.2mm

L	1mm	2mm	3mm
---	-----	-----	-----



CODE	PAT2501	PAT2502	PAT2503
------	---------	---------	---------

ZIRCONIA ABUTMENTS WITH TITANIUM BASE

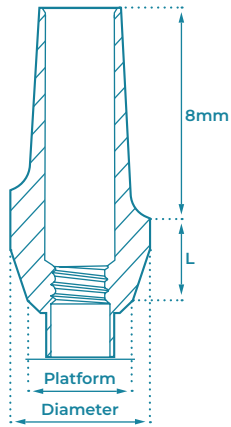
Zirconia exhibits exceptional resistance to high temperatures and corrosion caused by alkalis, acids, saltwater, and various other substances. Lighter than metal, Zirconia possesses remarkable strength, malleability, and ductility. It's chemical and physical characteristics bear resemblance to those of titanium. Highly aesthetic and especially good for anterior restorations.

ABUTMENT MATERIAL: Zirconia (ZrO₂) with Ti-6Al-4V ELI (Titanium Grade 5) Base.

SCREW MATERIAL: Ti-6Al-4V ELI (Titanium Grade 5).

PACKAGED WITH: Fixation Screw for Zirconia Abutments ZSA.

TORQUE TIGHTENING: 30 Ncm (Recommendation).

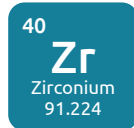

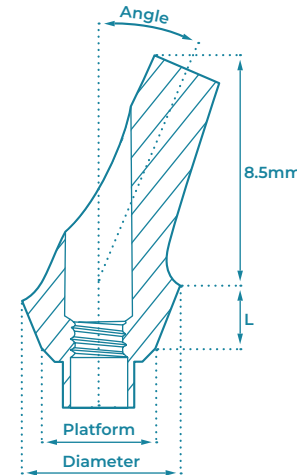


SLIM 0°		Platform - Ø3mm
		Diameter - Ø3.8mm
L	2mm	

CODE	ZAT1-SL	
------	---------	--

STANDARD 0°			Platform - Ø3.8mm
			Diameter - Ø5.2mm
L	1mm	2mm	3mm

CODE	ZAT1	ZAT2	ZAT3



SLIM 15°		Platform - Ø3mm
		Diameter - Ø5.5mm
L	1.5mm	



CODE	ZAT1501-SL	
------	------------	--

STANDARD 15°			Platform - Ø3.8mm
			Diameter - Ø5.5mm
L	1mm	2mm	3mm

CODE	ZAT1501	ZAT1502	ZAT1503

STANDARD 25°			Platform - Ø3.8mm
			Diameter - Ø5.45mm
L	1mm	2mm	3mm

CODE	ZAT2501	ZAT2502	ZAT2503

FIXATION SCREW FOR ZIRCONIA ABUTMENTS

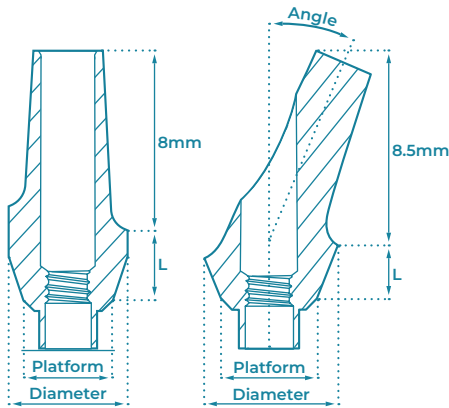


CODE	ZSA	
------	-----	--

CASTING ABUTMENTS

Used by dental technicians for constructing Prosthetic restoration. Provide excellent grip and optimal connection to the implant. Made from a very strong Plastic material that retains its shape.

MATERIAL: Polyoxymethylene (POM).
PACKAGED WITH: Abutment Fixation Screw SA / SA-SL.
TORQUE TIGHTENING: 15 Ncm (Recommendation).



ANATOMIC 0°			Platform - Ø3.8mm Diameter - Ø4.5mm
L	1mm	2mm	3mm



CODE	PSA1	PSA2	PSA3
------	------	------	------

ANATOMIC 15°			Platform - Ø3.8mm Diameter - Ø5mm
L	1mm	2mm	3mm

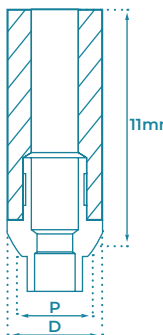
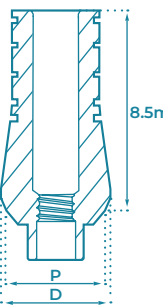
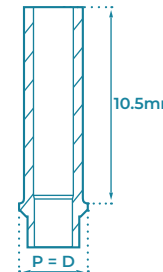
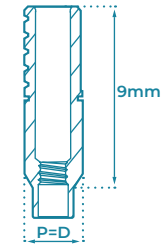


CODE	PAA1501	PAA1502	PAA1503
------	---------	---------	---------


ANATOMIC 25°			Platform - Ø3.8mm Diameter - Ø5mm
L	1mm	2mm	3mm



CODE	PAA2501	PAA2502	PAA2503
------	---------	---------	---------




SLIM		(P) Platform - Ø3mm (D) Diameter - Ø3mm
TYPE	Anti-rotational	Rotational



CODE	PCW-SL	PCN-SL
------	--------	--------

NARROW		(P) Platform - Ø3.8mm (D) Diameter - Ø3.8mm
TYPE	Anti-rotational	Rotational



CODE	PCW	PCN
------	-----	-----

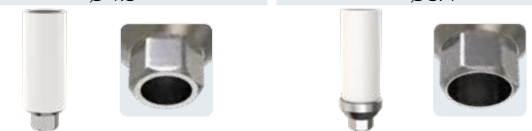
STANDARD		(P) Platform - Ø3.8mm (D) Diameter - Ø4.5mm
TYPE	Anti-rotational	Rotational



CODE	PSAW	PSAN
------	------	------

TITANIUM / CHROME BASE TORQUE TIGHTENING: 30 Ncm (Recommendation).

UCLA		(P) Platform - Ø3.8mm
TYPE	Standard	Wide
D	Ø4.5	Ø5.4



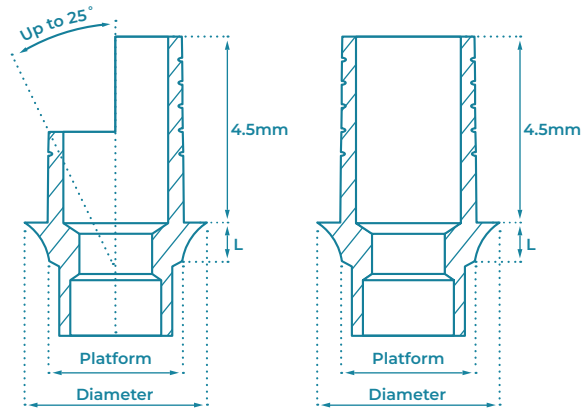
CODE	PTB	PTBW
------	-----	------

CHROME COBALT BASE		(D) Diameter - Ø4.5mm
TYPE	Anti-rotational	Anti-rotational
P	Ø3.0	Ø3.8
		Rotational
		Ø3.8



CODE	CCBW-SL	CCBW	CCBN
------	---------	------	------

CAD/CAM ABUTMENTS



GDT 3D CAD/CAM libraries make it easy to design and create for your implant platforms. Fully supported by the top CAD/CAM systems: **Exocad and 3Shape**. Our libraries enable precise computerized planning by scanning implants and abutments of all types, as the scanned information is used to create restorations. The CAD/CAM technology simplifies the process, ensuring accuracy and speed.

MATERIAL: Ti-6Al-4V ELI (Titanium Grade 5).

PACKAGED WITH: Abutment Fixation Screw SA / SA-SL / MU-SA / NM-SA.

TORQUE TIGHTENING: SA screw - 25 Ncm (Recommendation).
MU-SA screw, and NM-SA screw- 15 Ncm (Recommendation).



Scan QR code or refer to GDT Implants website to download our libraries: www.gdentalt.com/cadcam

exocad 3shape



Scan QR code to watch video



SLIM	P - Ø3mm	STRAIGHT TITANIUM BASES					Platform - Ø3.8mm
	D - Ø3.75mm						Diameter - Ø4.5mm

TYPE	Anti-Rotational					
L	0.5mm	0.5mm	1mm	2mm	3mm	4mm



SLIM	P - Ø3mm	STRAIGHT TITANIUM BASES					Platform - Ø3.8mm
	D - Ø3.75mm						Diameter - Ø4.5mm

TYPE	Rotational					
L	0.5mm	0.5mm	1mm	2mm	3mm	4mm



ANGULATED TITANIUM BASES						Platform - Ø3.8mm
						Diameter - Ø4.5mm

TYPE	Anti-Rotational				
L	0.5mm	1mm	2mm	3mm	4mm



ANGULATED TITANIUM BASES						Platform - Ø3.8mm
						Diameter - Ø4.5mm

TYPE	Rotational				
L	0.5mm	1mm	2mm	3mm	4mm



MOTOR MOUNT FOR ANGULATED TITANIUM BASE			
TYPE	L (mm)	CODE	



INTERNAL HEX

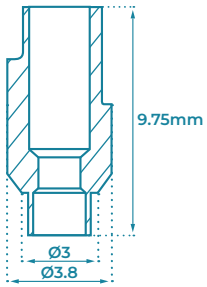
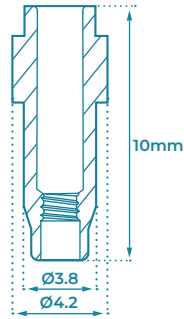
Cement-Retained

TITANIUM SCAN BODY

TYPE	Slim Platform - 2mm	Standard
-------------	------------------------	----------




CODE	SBA-SL	SBATI
-------------	--------	-------

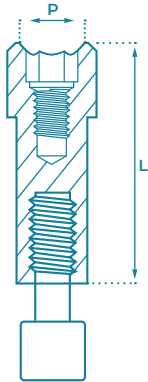


3D PRINTING ANALOG

TYPE	Slim Platform - 2mm	Standard
P	Ø3mm	Ø3.8mm
L	10mm	10mm



CODE	ANG3D-SL	ANG3D
-------------	----------	-------



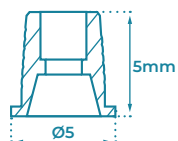
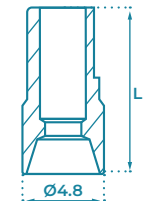
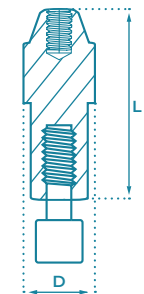
FOR SCREW-RETAINED RESTORATIONS

TYPE	MULTI UNIT 1.6mm	MULTI UNIT 1.4mm
-------------	------------------	------------------

3D PRINTING ANALOG		
	L 12mm D Ø4.8mm	L 9mm D Ø4.9mm
CODE	MU-ANG3D	NM-ANG3D

SCAN BODY				
	L 10mm	7mm	10mm	13mm
CODE	MU-SBA	NM-SB7	NM-SB10	NM-SB13

TITANIUM BASE		
	MU-SA Screw included MU-TBS	NM-SA Screw included NM-TBS
CODE	MU-TBS	NM-TBS



INTERNAL HEXAGON PEOSTHETICS

SCREW-RETAINED RESTORATION


Multi Unit 1.6mm Abutments

64-65

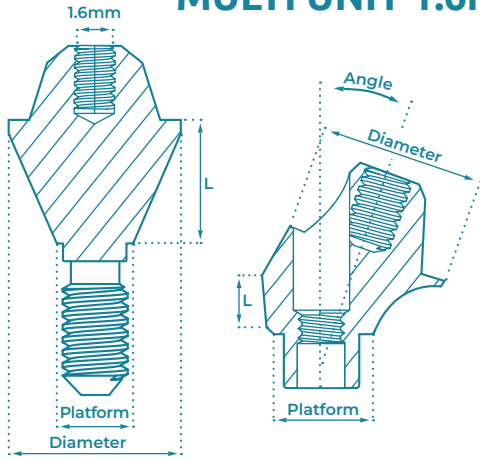
Multi Unit 1.4mm Abutments

66-68

SCREW ACCESS HOLE



MULTI UNIT 1.6mm ABUTMENTS



Our range of Multi Unit 1.6mm abutments provides a selection of gingival heights, and fits various implant angulation positions.

These Multi Unit abutments are suitable for both slim and standard implant platforms, ensuring compatibility with different implant systems.

- 1.6mm Prosthetic connection.






MATERIAL:
Ti-6Al-4V ELI (Titanium Grade 5).

PACKAGED WITH:
Abutment Fixation Screw **SA / SA-SL**, and Abutment Handle (**Only with Angulated abutments*)

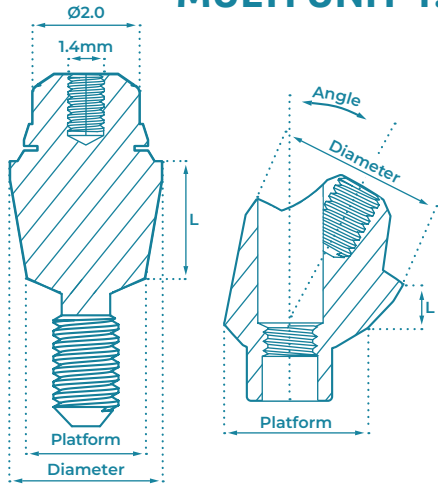
TORQUE TIGHTENING:
35 Ncm for Abutments (Recommendation).
20 Ncm for Prosthetic Parts (Recommendation).

COMPONENTS

TITANIUM SLEEVE				PLASTIC SLEEVE				OPEN TRANSFER			
D	Ø4.8mm	L	12mm	D	Ø4.8mm	L	12mm	D	Ø5mm	L	15mm
											
MU-TSL				MU-PSL				MU-TOT			
MU-SA Screw is included				MU-SA Screw is included							
CLOSED TRANSFER				ANALOG				HEALING CAP			
D	Ø4.8mm	L	72mm	D	Ø4.8mm	L	13.5mm	D	Ø4.8mm	L	52mm
											
MU-TCT				MU-ANG				MU-HC			
MU-SA Screw is included								MU-SA Screw is included			
TITANIUM BASE				3D PRINTING ANALOG				SCAN BODY			
D	Ø5mm	L	4.8mm	D	Ø4.8mm	L	12mm	D	Ø4.8mm	L	10mm
											
MU-TBS				MU-ANG3D				MU-SBA			
MU-SA Screw is included								MU-SA Screw is included			
ABUTMENT HANDLE				FIXATION SCREW							
											
Premounted on angulated abutments				MU-SA							

SLIM 0°					Platform - Ø3mm	
					Diameter - Ø4.8mm	
L	1mm	2mm	3mm	4mm		
						
CODE	MU1-SL	MU2-SL	MU3-SL	MU4-SL		
STANDARD 0°					Platform - Ø3.8mm	
					Diameter - Ø4.8mm	
L	1mm	2mm	3mm	4mm	5mm	
						
CODE	MU1	MU2	MU3	MU4	MU5	
SLIM 17°		D - Ø3mm		ANGULATED 17°		Platform - Ø3.8mm
		D - Ø4.8mm				Diameter - Ø4.8mm
L	1mm	2mm	1mm	2mm	3mm	
						
CODE	MU-17-1-SL	MU-17-2-SL	MU-17-1	MU-17-2	MU-17-3	
SLIM 30°		D - Ø3mm		ANGULATED 30°		Platform - Ø3.8mm
		D - Ø4.8mm				Diameter - Ø4.8mm
L	1mm	2mm	1mm	2mm	3mm	
						
CODE	MU-30-1-SL	MU-30-2-SL	MU-30-1	MU-30-2	MU-30-3	
ANGULATED 45°					Platform - Ø3.8mm	
					Diameter - Ø4.8mm	
L	1mm					
						
CODE	MU-45-1					

MULTI UNIT 1.4mm ABUTMENTS



Our range of Multi Unit 1.4mm abutments provides a selection of gingival heights, and fits various implant angulation positions.

These abutments feature an angle selection angle of up to 60°, enabling them to effectively address implant divergence of up to 120° in all directions, ensuring optimal parallel alignment.

They are suitable for a wide range of restorations, whether it involves a few teeth or a full-jaw restoration.

- 1.4mm Prosthetic connection.

MATERIAL:
Ti-6Al-4V ELI (Titanium Grade 5).

PACKAGED WITH:

- Abutment Handle.
- Fixation Screw (**Only with Angulated Abutments*).

TORQUE TIGHTENING:
35 Ncm for Abutments (Recommendation).
20 Ncm for Prosthetic Parts (Recommendation).

COMPONENTS

TITANIUM SLEEVE			PLASTIC SLEEVE			OPEN TRANSFER					
D	Ø4.9mm	L	12mm	D	Ø4.9mm	L	12mm	D	Ø4.9mm	L	16mm
									NM-SA Screw is included		
NM-TSL			NM-PSL			NM-TOT					
CLOSED TRANSFER			ANALOG			HEALING CAP					
D	Ø4.9mm	L	8mm	D	Ø4.9mm	L	18mm	D	Ø4.9mm	L	4.8mm
									NM-SA Screw is included		
NM-TCT			NM-ANG			NM-HC					
TITANIUM BASE			3D PRINTING ANALOG			SCAN BODY			D	Ø4.9mm	
D	Ø4.9mm	L	4.5mm	D	Ø4.9mm	L	9mm	7mm	10mm	13mm	
									NM-SA Screw is included		
NM-TBS			NM-ANG3D			NM-SB7 NM-SB10 NM-SB13					
ABUTMENT HANDLE						FIXATION SCREW					
Premounted On Straight									NM-SA		
On Angulated											

SLIM 0°					Platform - Ø3mm
					Diameter - Ø4.9mm
L	1mm	2mm	3mm	4mm	5mm

CODE	NM1-SL	NM2-SL	NM3-SL	NM4-SL	NM5-SL

STANDARD 0°					Platform - Ø3.8mm
					Diameter - Ø4.9mm
L	1mm	2mm	3mm	4mm	5mm

CODE	NM1	NM2	NM3	NM4	NM5

FOR STANDARD AND SLIM 0°		L (mm)	CODE
		6	NM-HD06
		10	NM-HD10

SLIM 17°		P - Ø3mm	ANGULATED 17°			Platform - Ø3.8mm
		D - Ø4.9mm				Diameter - Ø4.9mm
L	2mm	3mm	2mm	3mm	4mm	5mm

CODE	NM-17-2-SL	NM-17-3-SL	NM-17-2	NM-17-3	NM-17-4	NM-17-5

SLIM 30°		P - Ø3mm	ANGULATED 30°			Platform - Ø3.8mm
		D - Ø4.9mm				Diameter - Ø4.9mm
L	2mm	3mm	2mm	3mm	4mm	5mm

CODE	NM-30-2-SL	NM-30-3-SL	NM-30-2	NM-30-3	NM-30-4	NM-30-5

SLIM 45°		P - Ø3mm		ANGULATED 45°			Platform - Ø3.8mm	
		D - Ø4.9mm					Diameter - Ø4.9mm	
L	2mm	3mm	3mm	2mm	3mm	4mm	5mm	

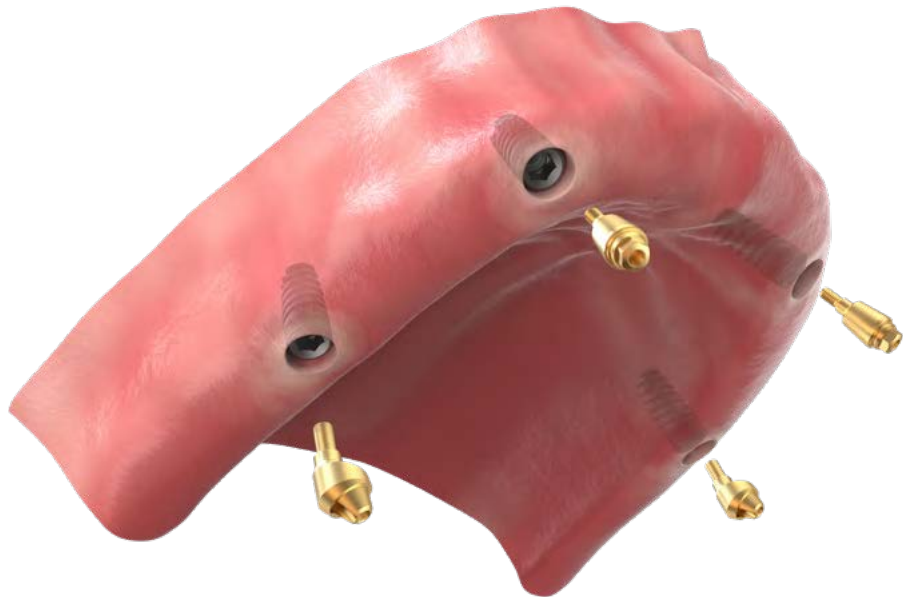


CODE	NM-45-2-SL	NM-45-3-SL	NM-45-2	NM-45-3	NM-45-4	NM-45-5
------	------------	------------	---------	---------	---------	---------

ANGULATED 52°		Platform - Ø3.8mm		ANGULATED 60°		Platform - Ø3.8mm	
Diameter - Ø4.9mm		Diameter - Ø4.9mm		Diameter - Ø4.9mm		Diameter - Ø4.9mm	
L	2mm			2mm			




CODE	NM-52-2			NM-60-2		
------	---------	--	--	---------	--	--



INTERNAL HEXAGON PEOSTHETICS


OVERDENTURE RESTORATION

- Ball Attachment 70-71
- Click Attachment 72-73
- GdtLoc Attachment 74-75



METAL HOUSING


SILICONE CAP

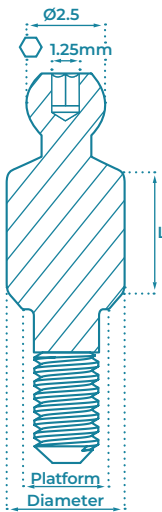


2.5mm

TITANIUM GRADE 5 (TI-6AL-4V ELI)

STRAIGHT AND ANGULATED





BALL ATTACHMENT

Designed to provide a secure and stable connection between a denture and a dental implant.

Consist of two components: a **male component**, which is a ball-shaped component that is placed on the implant, and a **female component**, which is a socket-shaped component that is placed on the denture.

The two components are then locked together, creating a secure connection.

MATERIAL:

Ti-6Al-4V ELI (Titanium Grade 5).

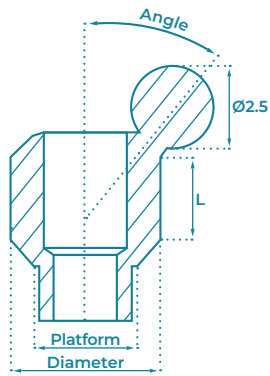
PACKAGED WITH:

Abutment Fixation Screw SA.

(*Only with Angulated Abutments).

TORQUE TIGHTENING:

25 Ncm (Recommendation).



BALL ATTACHMENT PARTS

EXTRA SOFT SILICONE CAP		SOFT SILICONE CAP		STANDARD SILICONE CAP	
Retention	0.5 kg / 1.1 lbs	Retention	0.9 kg / 2 lbs	Retention	1.3 kg / 2.9 lbs



YELLOW

SYCB



PINK

SPCB



CLEAR

SWCB

LABORATORY USE SILICONE CAP		PROTECTIVE DISC		METAL HOUSING	
Retention	0 kg / lbs				



BLACK

SBCB



CLEAR

DPB



MTCB

ANALOG		IMPRESSION COPING TRANSFER	
--------	--	----------------------------	--



AFB



TFB

INSERTION AND EXTRACTION DRIVER



HCP

SLIM 0°						Platform - Ø3mm Diameter - Ø3.6mm	
L	1mm	2mm	3mm	4mm	5mm	6mm	



CODE	BAT1-SL	BAT2-SL	BAT3-SL	BAT4-SL	BAT5-SL	BAT6-SL
------	---------	---------	---------	---------	---------	---------

STANDARD 0°							Platform - Ø3.8mm Diameter - Ø4mm	
L	0.5mm	1mm	2mm	3mm	4mm	5mm	6mm	7mm



CODE	BAT05	BAT1	BAT2	BAT3	BAT4	BAT5	BAT6	BAT7
------	-------	------	------	------	------	------	------	------

ANGULATED 18°				Platform - Ø3.8mm Diameter - Ø4.6mm	
L	1mm	2mm	3mm		



CODE	BAT-1810	BAT-1820	BAT-1830
------	----------	----------	----------

ANGULATED 30°				Platform - Ø3.8mm Diameter - Ø4.6mm	
L	1mm	2mm	3mm		



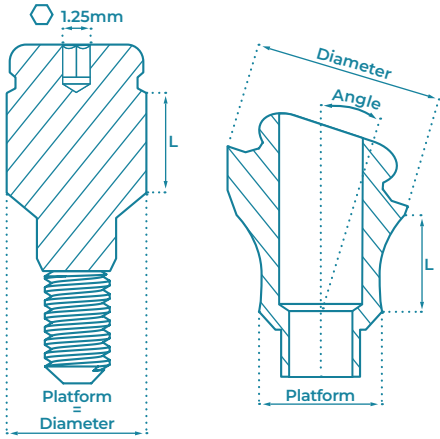
CODE	BAT-3010	BAT-3020	BAT-3030
------	----------	----------	----------

ANGULATED 40°				Platform - Ø3.8mm Diameter - Ø4.6mm	
L	1mm	2mm	3mm		



CODE	BAT-4010	BAT-4020	BAT-4030
------	----------	----------	----------

CLICK ATTACHMENT



Removable denture attachments system that provides a secure and stable connection between a denture and a dental implant.

They consist of two components: a **male component**, which is placed on the implant, and a **female component**, which is placed on the denture.

The two components are locked ("clicked") together, creating a secure connection.

MATERIAL:

Ti-6Al-4V ELI (Titanium Grade 5).

PACKAGED WITH:

Abutment Fixation Screw **SA**.
(*Only with Angulated Abutments).

TORQUE TIGHTENING:

25 Ncm (Recommendation).

CLICK ATTACHMENT PARTS

EXTRA SOFT SILICONE CAP	SOFT SILICONE CAP	STANDARD SILICONE CAP
Retention 0.6 kg / 1.3 lbs	Retention 1.2 kg / 2.6 lbs	Retention 1.8 kg / 4.0 lbs
 YELLOW	 PINK	 CLEAR
SYCL	SPCL	SWCL
STRONG SILICONE CAP	LABORATORY USE SILICONE CAP	PROTECTIVE DISC
Retention 2.5 kg / 5.5 lbs	Retention 0 kg / lbs	
 PURPLE	 BLACK	 PINK
STCL	SBCL	DP
METAL HOUSING	ANALOG	IMPRESSION COPING TRANSFER
		
MTCL	AFL	TFL
INSERTION AND EXTRACTION DRIVER		
	HLC	

SLIM 0°				Platform - Ø3mm Diameter - Ø4.1mm	
L	1mm	2mm	3mm	4mm	



STANDARD 0°						Platform - Ø3.8mm Diameter - Ø3.8mm	
L	1mm	2mm	3mm	4mm	5mm	6mm	

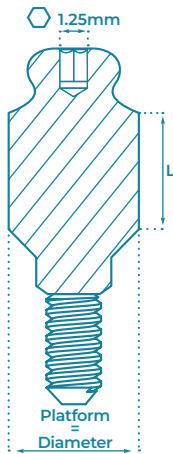


ANGULATED 18°				Platform - Ø3.8mm Diameter - Ø5.2mm	
L	0.5mm	1mm	2mm	3mm	

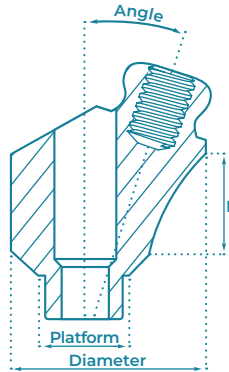


ANGULATED 30°				Platform - Ø3.8mm Diameter - Ø5.2mm	
L	0.5mm	1mm	2mm	3mm	





GDTLOC ATTACHMENT



Consist of two components: a male component, which is placed on the implant, and a female component, which is placed on the denture.

The metal housing, together with the Silicone Caps, create a rotational mechanism pivoting ability. It allows a divergence of up to 30° of the implants and a more significant area of contact between the male and female components.

MATERIAL:
Ti-6Al-4V ELI (Titanium Grade 5).

PACKAGED WITH:
Abutment Fixation Screw SA, and Abutment Handle (*Only with Angulated Abutments).

TORQUE TIGHTENING:
25 Ncm (Recommendation).

GDTLOC ATTACHMENT PARTS

EXTRA SOFT SILICONE CAP		SOFT SILICONE CAP		STANDARD SILICONE CAP	
Retention	0.6 kg / 1.3 lbs	Retention	1.2 kg / 2.6 lbs	Retention	1.8 kg / 4.5 lbs
	YELLOW		PINK		CLEAR
SYCG		SPCG		SWCG	
STRONG SILICONE CAP		LABORATORY USE SILICONE CAP		PROTECTIVE DISC	
Retention	2.7 kg / 5.5 lbs	Retention	0 kg / lbs		
	PURPLE		BLACK		
STCG		SBCG		DPG	
METAL HOUSING		ANALOG		IMPRESSION COPING TRANSFER	
MTCG		AFE		TFL	
INSERTION AND EXTRACTION DRIVER					HCP
ABUTMENT HANDLE		Premounted on Angulated Abutments 			

0°						Platform - Ø3.8mm Diameter - Ø3.8mm	
L	0.5mm	1mm	2mm	3mm	4mm	5mm	

CODE	EOT05	EOT10	EOT20	EOT30	EOT40	EOT50

ANGULATED 18°					Platform - Ø3.8mm Diameter - Ø5.2mm	
L	1mm	2mm	3mm	4mm		

CODE	EOT-1810	EOT-1820	EOT-1830	EOT-1840

ANGULATED 30°					Platform - Ø3.8mm Diameter - Ø5.2mm	
L	1mm	2mm	3mm	4mm		

CODE	EOT-3010	EOT-3020	EOT-3030	EOT-3040



CONICAL CONNECTION PROSTHETICS

Cement-Retained Restoration

Screw-Retained Restoration

Overdenture Restoration

77-89

90-93

94-99

CONICAL CONNECTION PROSTHETICS

CEMENT-RETAINED RESTORATION

Healing Caps

78

Screws

78

Impression Coping Transfers

79-80

Analogs

80

Straight Abutments

81

Angulated Abutments

82-83

Temporary Abutments

84-85

Zirconia Abutments

86

Casting Abutments

87

CAD/CAM Abutments

88-89

NP 2.25mm

RP 2.65mm



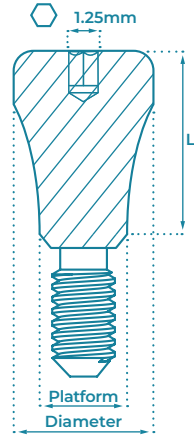
Scan the QR Code to visit GDT Implants website

HEALING CAPS

Their primary purpose is to facilitate the healing process of both soft and hard tissues surrounding the implant. The Healing Caps not only protect the implant from the accumulation of plaque and debris, but also aid in shaping the gumline for optimal aesthetics.

TORQUE TIGHTENING: 15 Ncm (Recommendation).

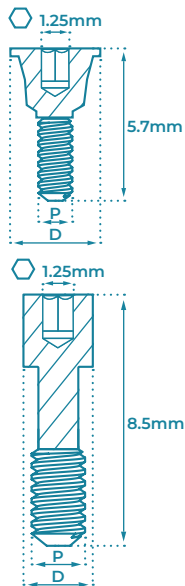
MATERIAL: Ti-6Al-4V ELI (Titanium Grade 5).



NP HEALING CAPS					Platform - Ø2.25mm
					Diameter - Ø3.8mm
L	2mm	3mm	4mm	5mm	
NP					
CODE	HCSNP2	HCSNP3	HCSNP4	HCSNP5	
RP HEALING CAPS					Platform - Ø2.65mm
					Diameter - Ø4.5mm
L	2mm	3mm	4mm	5mm	
RP					
CODE	HCSRP2	HCSRP3	HCSRP4	HCSRP5	

SCREWS

MATERIAL: Ti-6Al-4V ELI (Titanium Grade 5).



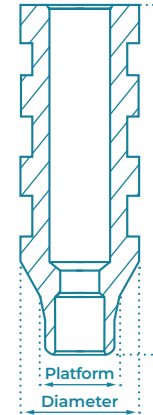
NP COVER SCREW		RP COVER SCREW	
P	Ø2.25mm	Ø2.65mm	
D	Ø3.4mm	Ø4.0mm	
NP		RP	
CODE	CSNP	CSRP	
NP ABUTMENT SCREW		RP ABUTMENT SCREW	
P	Ø1.5mm	Ø1.9mm	
D	Ø2.1mm	Ø2.4mm	
NP		RP	
CODE	SWNP	SWRP	

IMPRESSION COPING TRANSFERS

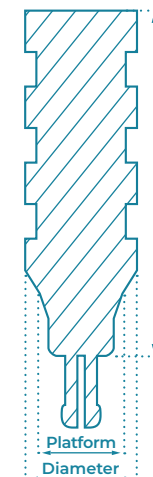
Provides unrivaled accuracy during impression-taking to ensure the best possible results with every use. Can be safely sterilized in an autoclave for added security. Ideal for single tooth restorations, bridges, partial dentures, and full dentures alike.

MATERIAL: Stainless Steel.

PACKAGED WITH: Screw for Closed Tray / Open Tray.



NP TRANSFERS			Platform - Ø2.25mm
			Diameter - Ø4.7mm
TYPE	Closed Tray	Open Tray	
L	9mm	13mm	
NP			
CODE	STRCNP	STRONP	
RP TRANSFERS			Platform - Ø2.65mm
			Diameter - Ø4.7mm
TYPE	Closed Tray	Open Tray	
L	9mm	13mm	
RP			
CODE	STRCRP	STRORP	



NP CLIP TRANSFERS			Platform - Ø2.25mm
			Diameter - Ø4.7mm
L	9mm	15mm	
NP			
CODE	CTR9NP	CTR15NP	
RP CLIP TRANSFERS			Platform - Ø2.65mm
			Diameter - Ø4.7mm
L	9mm	15mm	
RP			
CODE	CTR9RP	CTR15RP	

Snap-cap Transfer Abutment enables quick and simple impression taking. The cap remains in the impression tray after it is removed from the mouth.

MATERIAL: Ti-6Al-4V ELI (Titanium Grade 5).

SNAP-CAP MATERIAL: Acetal Polymer.

PACKAGED WITH: Abutment Fixation Screw **SANP / SARP**, and Snap-Cap **PSOC**

NP SNAP-ON TRANSFERS			Platform - Ø2.25mm Diameter - Ø2.65mm
L	1.5mm	3mm	4.5mm
NP			
CODE	SOC15NP	SOC30NP	SOC45NP
RP SNAP-ON TRANSFERS			Platform - Ø2.65mm Diameter - Ø2.65mm
L	1.5mm	3mm	4.5mm
RP			
CODE	SOC15RP	SOC30RP	SOC45RP

OVERDENTURE	MULTI UNIT 1.4	MULTI UNIT 1.6	SNAP-ON CAP				
TYPE	GdtLoc / Ball	Click	Closed tray	Open Tray	Closed tray	Open Tray	
CODE	TFB	TFL	NM-TCT	MN-TOT	MU-TCT	MU-TOT	PSOC

ANALOGS

The analog provides a replica that shows the exact position of a patient's implant.

MATERIAL: Stainless Steel.

NP ANALOG		RP ANALOG	
D	Ø3.5mm	D	Ø3.9mm
L	12mm	L	10mm
NP		RP	
CODE	ANGNP	CODE	ANGRP

STRAIGHT ABUTMENTS

Straight Abutments create a tight seal and strong connection to the implant. Stable and reduce trauma during restoration placement. The Shoulder / Anatomic / Concave Straight Abutments are specifically designed for aesthetics, and promote faster healing while protecting the implant.

MATERIAL: Ti-6Al-4V ELI (Titanium Grade 5).

PACKAGED WITH: Abutment Fixation Screw **SANP / SARP**.

TORQUE TIGHTENING: 25 Ncm (Recommendation).

NP 0°		Platform - Ø2.25mm Diameter - Ø3.6mm
L	9mm	13mm
NP		
CODE	SANP9	SANP13
RP 0°		Platform - Ø2.65mm Diameter - Ø4mm
L	9mm	13mm
RP		
CODE	SARP9	SARP13

NP WITH SHOULDER			Platform - Ø2.25mm Diameter - Ø4mm
L	1mm	2mm	3mm
NP			
CODE	SASNP1	SASNP2	SASNP3
RP WITH SHOULDER			Platform - Ø2.65mm Diameter - Ø4mm
L	1mm	2mm	3mm
RP			
CODE	SASRP1	SASRP2	SASRP3

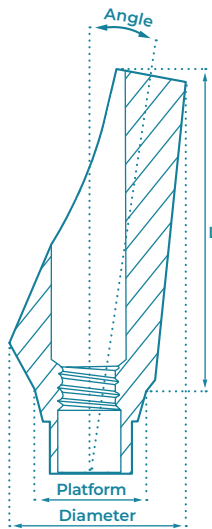
ANGULATED ABUTMENTS

Can be used in a single tooth, and partially or totally edentulous situations. Used in the fabrication of cement-retained restorations, single crowns, or bridges, and can be used in unparallel implant placement cases for angle compensation.

MATERIAL: Ti-6AL-4V ELI (Titanium Grade 5).

PACKAGED WITH: Abutment Fixation Screw **SANP / SARP**.

TORQUE TIGHTENING: 25 Ncm (Recommendation).



NP 15°		Platform - Ø2.25mm
		Diameter - Ø3.85mm
L	9mm	



CODE	ATA15NP
------	---------

RP 15°		Platform - Ø2.65mm
		Diameter - Ø3.85mm
L	9mm	



CODE	ATA15RP
------	---------

NP 25°		Platform - Ø2.25mm
		Diameter - Ø3.85mm
L	9mm	

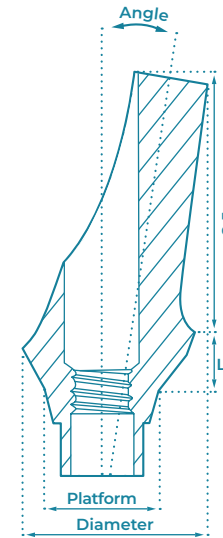


CODE	ATA25NP
------	---------

RP 25°		Platform - Ø2.65mm
		Diameter - Ø3.85mm
L	9mm	



CODE	ATA25RP
------	---------



NP ANATOMIC 15°			Platform - Ø2.25mm
			Diameter - Ø5mm
L	1.5mm	3mm	4.5mm



CODE	ATA1515NP	ATA1530NP	ATA1545NP
------	-----------	-----------	-----------

RP ANATOMIC 15°			Platform - Ø2.65mm
			Diameter - Ø5mm
L	1.5mm	3mm	4.5mm



CODE	ATA1515RP	ATA1530RP	ATA1545RP
------	-----------	-----------	-----------

NP ANATOMIC 25°			Platform - Ø2.25mm
			Diameter - Ø5mm
L	1.5mm	3mm	4.5mm



CODE	ATA2515NP	ATA2530NP	ATA2545NP
------	-----------	-----------	-----------

RP ANATOMIC 25°			Platform - Ø2.65mm
			Diameter - Ø5mm
L	1.5mm	3mm	4.5mm



CODE	ATA2515RP	ATA2530RP	ATA2545RP
------	-----------	-----------	-----------

TEMPORARY ABUTMENTS

Titanium Abutments

Easily adapts to a gingival tissue and makes a perfect solid marginal seal between the abutment and the implant.

MATERIAL: Ti-6Al-4V ELI (Titanium Grade 5).
PACKAGED WITH: Abutment Fixation Screw **SANP / SARP**.
TORQUE TIGHTENING: 20 Ncm (Recommendation).

NP ROTATIONAL		RP ROTATIONAL	
P	Ø2.25mm	Ø2.65mm	
CODE	STANNP	STANRP	
NP ANTI ROTATIONAL		RP ANTI ROTATIONAL	
P	Ø2.25mm	Ø2.65mm	
CODE	STARNP	STARRP	



22
Ti
 Titanium
 47.867

PEEK Abutments

PEEK is described as an excellent combination of strength and elasticity. It is one of the most chemically resistant materials, biocompatible and aesthetic, with low electrical conductivity. The PEEK Abutments are used for short term rehabilitation.

MATERIAL: PEEK (Polyether ether ketone). **TORQUE TIGHTENING:** 15 Ncm (Recommendation).
PACKAGED WITH: Abutment Fixation Screw **SANP / SARP**.

NP ANATOMIC 0°			Platform - Ø2.25mm
			Diameter - Ø4.75mm
L	1.5mm	3mm	4.5mm
CODE	PAT15NP	PAT30NP	PAT45NP
RP ANATOMIC 0°			Platform - Ø2.65mm
			Diameter - Ø4.75mm
L	1.5mm	3mm	4.5mm
CODE	PAT15RP	PAT30RP	PAT45RP

NP ANATOMIC 15°			Platform - Ø2.25mm
			Diameter - Ø?mm
L	1.5mm	3mm	4.5mm
CODE	PAT1515NP	PAT1530NP	PAT1545NP
RP ANATOMIC 15°			Platform - Ø2.65mm
			Diameter - Ø?mm
L	1.5mm	3mm	4.5mm
CODE	PAT1515RP	PAT1530RP	PAT1545RP

ZIRCONIA ABUTMENTS WITH TITANIUM BASE

Zirconia exhibits exceptional resistance to high temperatures and corrosion caused by alkalis, acids, saltwater, and various other substances. Lighter than metal, zirconia possesses remarkable strength, malleability, and ductility. It's chemical and physical characteristics bear resemblance to those of titanium. Highly aesthetic and especially good for anterior restorations.

ABUTMENT MATERIAL: Zirconia (ZrO₂) with Ti-6Al-4V ELI (Titanium Grade 5) Base.

PACKAGED WITH: Fixation Screw for Zirconia Abutments **ZSANP / ZSARP**.

TORQUE TIGHTENING: 30 Ncm (Recommendation).

NP ANATOMIC 0°		Platform - Ø2.25mm Diameter - Ø5.5mm
L	1.5mm	
CODE	ZAT15NP	
RP ANATOMIC 0°		Platform - Ø2.65mm Diameter - Ø6.0mm
L	1.5mm	
CODE	ZAT15RP	

NP ANATOMIC 15°		Platform - Ø2.25mm Diameter - Ø5.5mm
L	1.5mm	
CODE	ZAT151NP	
RP ANATOMIC 15°		Platform - Ø2.65mm Diameter - Ø6.0mm
L	1.5mm	
CODE	ZAT151RP	

CASTING ABUTMENTS

Used by dental technicians for constructing prosthetic restoration. Provide excellent grip and optimal connection to the implant. Made for a very strong plastic material that retains its shape.

MATERIAL: Polyoxymethylene (POM).

PACKAGED WITH: Abutment Fixation Screw **SANP / SARP**.

TORQUE TIGHTENING: 15 Ncm (Recommendation).

NP PLASTIC ABUTMENT		Platform - Ø2.25mm Diameter - Ø3.6mm
TYPE	Anti-rotational	Rotational
CODE	PCWNP	PCNNP
RP PLASTIC ABUTMENT		Platform - Ø2.65mm Diameter - Ø4mm
TYPE	Anti-rotational	Rotational
CODE	PCWRP	PCNRP

CHROME BASE TORQUE TIGHTENING: 30 Ncm (Recommendation).

NP CHROME COBALT BASE		Platform - Ø2.25mm Diameter - Ø4.5mm
TYPE	Anti-rotational	Rotational
CODE	CCBWNP	CCBNNP
RP CHROME COBALT BASE		Platform - Ø2.65mm Diameter - Ø4.5mm
TYPE	Anti-rotational	Rotational
CODE	CCBWRP	CCBNRP

CAD/CAM ABUTMENTS

GDT 3D CAD/CAM libraries make it easy to design and create your implant platforms. Fully supported by the top CAD/CAM systems: **Exocad and 3Shape**.

Our libraries enable precise computerized planning by scanning implants and abutments of all types, the scanned information used for creating restorations.

The CAD/CAM technology simplifies the process, ensuring accuracy and speed.

MATERIAL: Ti-6Al-4V ELI (Titanium Grade 5).

PACKAGED WITH: Abutment Fixation Screw **SANP / SARP**.

TORQUE TIGHTENING: 25 Ncm (Recommendation).

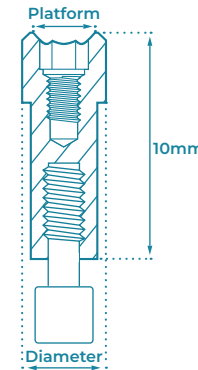
Scan **QR code** or refer to GDT Dental Implants Youtube channel to watch video: <https://www.youtube.com/watch?v=pjUwx6vdGfE>

Scan **QR code** or refer to GDT Dental Implants website to download our libraries: www.gdentalt.com/cadcam **exocad 3shape**

NP TITANIUM BASE		Platform - Ø2.25mm
		Diameter - Ø3.6mm
TYPE	Anti-rotational	Rotational
CODE	TBSNP	TBSNRP

RP TITANIUM BASE		Platform - Ø2.65mm
		Diameter - Ø4mm
TYPE	Anti-rotational	Rotational
CODE	TBSRP	TBSNRP

NP SCAN BODY		RP SCAN BODY
P	Ø2.25mm	Ø2.65mm
D	Ø3.0mm	Ø3.5mm
CODE	SBANP	SBARP

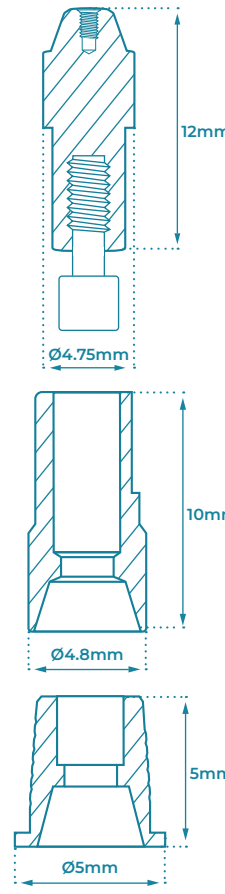


MATERIAL: Stainless Steel.

NP 3D ANALOG		RP 3D ANALOG	
P	Ø2.25mm	Ø2.65mm	
D	Ø3.5mm	Ø3.9mm	
CODE	ANG3DNP	ANG3DRP	

FOR MULTI UNIT ABUTMENTS 1.6mm

TORQUE TIGHTENING: MU-SA Screw - 15 Ncm (Recommendation).



3D PRINTING ANALG		Diameter - Ø4.75mm
L	12mm	
CODE	MU-ANG3D	

FITS ALL PLATFORMS **Stainless Steel**

PEEK SCAN BODY		Diameter - Ø4.8mm
L	10mm	
CODE	MU-SBA	

FITS ALL PLATFORMS

TITANIUM BASE		Diameter - Ø5mm
L	5mm	
CODE	MU-TBS	

FITS ALL PLATFORMS **MU-SA Screw is included**

CONICAL CONNECTION PROSTHETICS

SCREW-RETAINED RESTORATION


Multi Unit 1.6mm Abutments

92-93

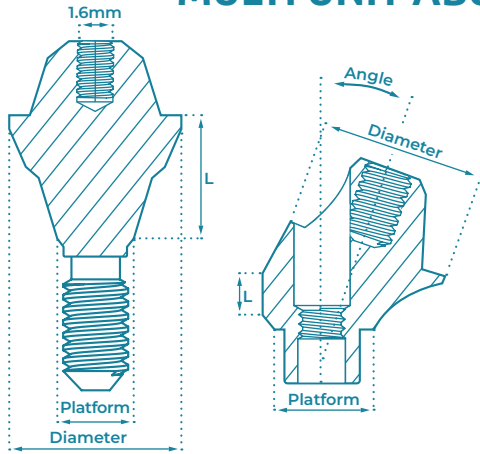
 TITANIUM GRADE 5 (TI-6AL-4V ELI)

 STRAIGHT AND ANGULATED

 NP 2.25mm | RP 2.26mm



MULTI UNIT ABUTMENTS 1.6mm



Our range of Multi Unit abutments provides a selection of gingival heights, and fits various implant angulation positions.

Suitable for both Narrow and Regular Conical Connection platforms, ensuring compatibility with different implant systems.

- 1.6mm Prosthetic connection.

MATERIAL:
Ti-6Al-4V ELI (Titanium Grade 5).

PACKAGED WITH:
Abutment Fixation Screw **SANP / SARP**, and Abutment Handle (**Only with Angulated Abutments*)

TORQUE TIGHTENING:
35 Ncm for Abutments (Recommendation).
20 Ncm for Prosthetic Parts (Recommendation).

COMPONENTS



TITANIUM SLEEVE			PLASTIC SLEEVE			OPEN TRANSFER					
D	Ø4.8mm	L	12mm	D	Ø4.8mm	L	12mm	D	Ø5mm	L	15mm
MU-TSL			MU-PSL			MU-TOT					
MU-SA Screw is included			MU-SA Screw is included								
CLOSED TRANSFER			ANALOG			HEALING CAP					
D	Ø4.8mm	L	7.2mm	D	Ø4.8mm	L	13.5mm	D	Ø4.8mm	L	5.2mm
MU-TCT			MU-ANG			MU-HC					
MU-SA Screw is included						MU-SA Screw is included					
TITANIUM BASE			3D PRINTING ANALOG			SCAN BODY					
D	Ø5mm	L	4.8mm	D	Ø4.8mm	L	12mm	D	Ø4.8mm	L	10mm
MU-TBS			MU-ANG3D			MU-SBA					
MU-SA Screw is included						MU-SA Screw is included					
ABUTMENT HANDLE			FIXATION SCREW								
Premounted on angulated abutments			MU-SA								

NP 0°					Platform - Ø2.25mm		
					Diameter - Ø4.8mm		
L	1mm	2mm	3mm	4mm	5mm		
CODE	MU1NP	MU2NP	MU3NP	MU4NP	MU5NP		
RP 0°					Platform - Ø2.65mm		
					Diameter - Ø4.8mm		
L	1mm	2mm	3mm	4mm	5mm		
CODE	MU1RP	MU2RP	MU3RP	MU4RP	MU5RP		
NP 17°		Platform - Ø2.25mm		RP 17°		Platform - Ø2.65mm	
		Diameter - Ø4.8mm				Diameter - Ø4.8mm	
L	1mm	2mm	1mm	2mm			
CODE	MU-17-1NP	MU-17-2NP	MU-17-1RP	MU-17-2RP			
NP 30°		Platform - Ø2.25mm		RP 30°		Platform - Ø2.65mm	
		Diameter - Ø4.8mm				Diameter - Ø4.8mm	
L	1mm	2mm	1mm	2mm			
CODE	MU-30-1NP	MU-30-2NP	MU-30-1RP	MU-30-2RP			

CONICAL CONNECTION PROSTHETICS

OVERDENTURE RESTORATION

Ball Attachment

96-97

Click Attachment

98-99




METAL HOUSING

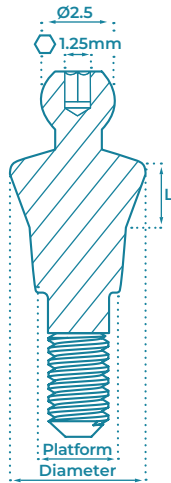
SILICONE CAP

ANGULATED AND STRAIGHT

TITANIUM GRADE 5 (TI-6AL-4V ELI)

NP 2.25mm | RP 2.26mm





BALL ATTACHMENT

Designed to provide a secure and stable connection between a denture and a dental implant.

Suitable for both Narrow and Regular Conical Connection platforms, ensuring compatibility with different implant systems.

MATERIAL:

Ti-6Al-4V ELI (Titanium Grade 5).

TORQUE TIGHTENING:

25 Ncm (Recommendation).

BALL ATTACHMENT PARTS



EXTRA SOFT SILICONE CAP		SOFT SILICONE CAP		STANDARD SILICONE CAP	
Retention	0.5 kg / 1.1 lbs	Retention	0.9 kg / 2 lbs	Retention	1.3 kg / 2.9 lbs



YELLOW

SYCB



PINK

SPCB



CLEAR

SWCB

LABORATORY USE SILICONE CAP	
Retention	0 kg / lbs



BLACK

SBCB



CLEAR

DPB

METAL HOUSING



MTCB

ANALOG		IMPRESSION COPING TRANSFER	
--------	--	----------------------------	--



AFB



TFB

INSERTION AND EXTRACTION DRIVER		HCP

NP BALL ATTACHMENT						Platform - Ø2.25mm
						Diameter - Ø3.5mm
L	1mm	2mm	3mm	4mm	5mm	6mm

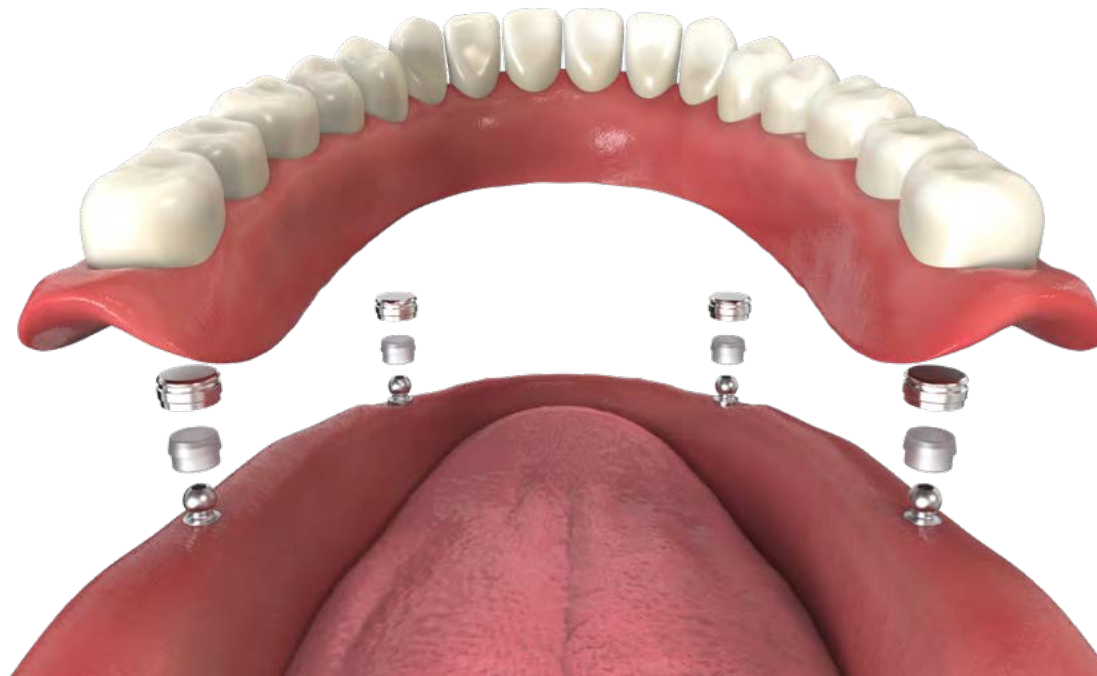


CODE	BAT-NP-1	BAT-NP-2	BAT-NP-3	BAT-NP-4	BAT-NP-5	BAT-NP-6
------	----------	----------	----------	----------	----------	----------

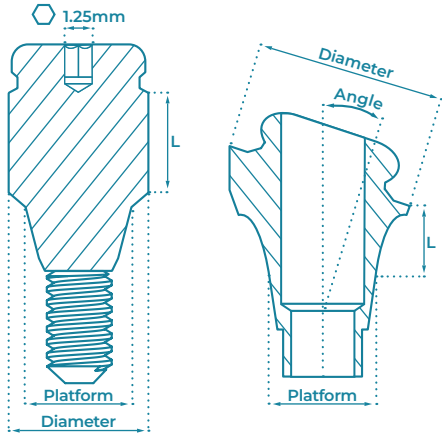
RP BALL ATTACHMENT						Platform - Ø2.65mm
						Diameter - Ø5.0mm
L	1mm	2mm	3mm	4mm	5mm	6mm



CODE	BAT-RP-1	BAT-RP-2	BAT-RP-3	BAT-RP-4	BAT-RP-5	BAT-RP-6
------	----------	----------	----------	----------	----------	----------



CLICK ATTACHMENT



Removable denture attachments system that provides a secure and stable connection between a denture and a dental implant.

Suitable for both Narrow and Regular Conical Connection platforms, ensuring compatibility with different implant systems.











MATERIAL:
Ti-6Al-4V ELI (Titanium Grade 5).

PACKAGED WITH:
Abutment Fixation Screw SA.
(*Only with Angulated abutments).

TORQUE TIGHTENING:
25 Ncm (Recommendation).

CLICK ATTACHMENT PARTS



EXTRA SOFT SILICONE CAP	SOFT SILICONE CAP	STANDARD SILICONE CAP
Retention 0.6 kg / 1.3 lbs	Retention 1.2 kg / 2.6 lbs	Retention 1.8 kg / 4.0 lbs
 YELLOW	 PINK	 CLEAR
SYCL	SPCL	SWCL
STRONG SILICONE CAP	LABORATORY USE SILICONE CAP	PROTECTIVE DISC
Retention 2.5 kg / 5.5 lbs	Retention 0 kg / lbs	
 PURPLE	 BLACK	 PINK
STCL	SBCL	DP
METAL HOUSING	ANALOG	IMPRESSION COPING TRANSFER
		
MTCL	AFL	TFL
INSERTION AND EXTRACTION DRIVER		
		HLC

NP 0°					Platform - Ø2.65mm
					Diameter - Ø4.1mm
L	1mm	2mm	3mm	4mm	5mm

					
CODE	LOC-NP-1	LOC-NP-2	LOC-NP-3	LOC-NP-4	LOC-NP-5

RP 0°					Platform - Ø2.65mm
					Diameter - Ø4.1mm
L	1mm	2mm	3mm	4mm	5mm

					
CODE	LOC-RP-1	LOC-RP-2	LOC-RP-3	LOC-RP-4	LOC-RP-5

NP 18°			Platform - Ø2.65mm	RP 18°			Platform - Ø2.65mm
			Diameter - Ø5.2mm				Diameter - Ø5.2mm
L	1mm	2mm	3mm	1mm	2mm	3mm	

							
CODE	LOC-NP-1810	LOC-NP-1820	LOC-NP-1830	LOC-RP-1810	LOC-RP-1820	LOC-RP-1830	

NP 30°			Platform - Ø2.65mm	RP 30°			Platform - Ø2.65mm
			Diameter - Ø5.2mm				Diameter - Ø5.2mm
L	1mm	2mm	3mm	1mm	2mm	3mm	

							
CODE	LOC-NP-3010	LOC-NP-3020	LOC-NP-3030	LOC-RP-3010	LOC-RP-3020	LOC-RP-3030	

INSTRUMENTS


Drivers	101-105
Tools	106-109
Surgical Drills	110-123
Surgical Kits	124-139

 OPTIMIZED 90° HEAD

 SIMPLE TO USE



Scan the QR Code to visit GDT Implants website







INSTRUMENTS

DRIVERS

Hand Drivers	106
Hex Drivers	102-103
Motor Mounts	103-104
Long Handle Drivers	104
Electric Angle Driver	105
Manual Torque Driver	105





HAND DRIVERS

FOR PROSTHETICS



	HEX (mm)	L (mm)	CODE
	1.25mm	7	HHD1207
		10	HHD1210
		15	HHD1215
		30	HHD1230

HEX DRIVERS





FOR PROSTHETICS

	HEX (mm)	L (mm)	CODE
	1.25mm	7	HD1207
		10	HD1210
		15	HD1215
		25	HD1225



FOR SLIM IMPLANT

	HEX (mm)	L (mm)	CODE
	2.0mm	10	HD2010-SL
		15	HD2015-SL



FOR INTERNAL HEX IMPLANT

	HEX (mm)	L (mm)	CODE
	2.42mm	7	HD2407
		10	HD2410
		15	HD2415
		25	HD2425

FOR CONICAL NP IMPLANT

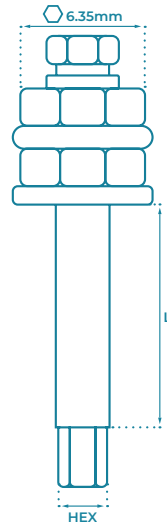
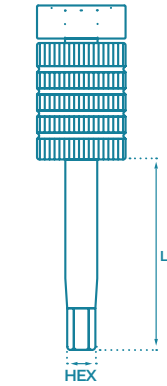
	HEX (mm)	L (mm)	CODE
	2.25mm	10	HD2210
		15	HD2215

FOR CONICAL RP IMPLANT

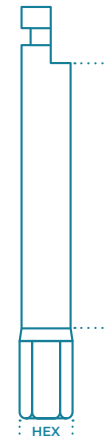
	HEX (mm)	L (mm)	CODE
	2.65mm	10	HD2610
		15	HD2615

FOR FLEXIBLE NECK ONE PIECE IMPLANT

	L (mm)	CODE
	18	RDOP





MOTOR MOUNTS






FOR SLIM EVA MOUNTLESS IMPLANT

	HEX (mm)	L (mm)	CODE
	2.0mm	15	HD2015-ML



FOR EVA MOUNTLESS IMPLANT

	HEX (mm)	L (mm)	CODE
	2.42	10	HD2410-ML
		15	HD2415-ML

FOR ONE PIECE IMPLANT

	L (mm)	CODE
	15	HDOP
	18	HDO
	50	HDOL



FOR MULTI UNIT 1.4

	L (mm)	CODE
	6	NM-HD06
	10	NM-HD10



HAND HEX DRIVER FOR MULTI UNIT 1.4

	L (mm)	CODE
	23.65	NM-HHD



FOR PROSTHETICS

	HEX (mm)	L (mm)	CODE
	1.25mm	20	MM1220
		28	MM1228

FOR SLIM IMPLANT

	HEX (mm)	L (mm)	CODE
	2.0mm	20	MM2020-SL
		28	MM2028-SL

FOR INTERNAL HEX IMPLANT

	HEX (mm)	L (mm)	CODE
	2.42mm	20	MM2420
		28	MM2428

FOR SLIM EVA MOUNTLESS IMPLANT


HEX (mm)	L (mm)	CODE
2.0	22	MMIP22-SL
	28	MMIP28-SL

FOR EVA MOUNTLESS IMPLANT


HEX (mm)	L (mm)	CODE
2.42	22	MM2422-ML
	28	MM2428-ML

FOR CONICAL NP IMPLANT


HEX (mm)	L (mm)	CODE
2.25mm	22	MM2220
	28	MM2228

FOR CONICAL RP IMPLANT


HEX (mm)	L (mm)	CODE
2.65mm	22	MM2620
	28	MM2628

FOR ANGULATED CAD/CAM

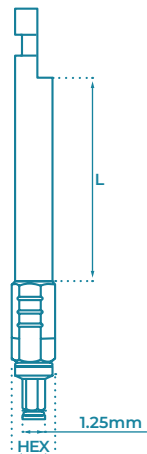

HEX (mm)	L (mm)	CODE
Ø1.7	24	MMAT


UNIVERSAL MOTOR MOUNT FOR IMPLANTS & PROSTHETICS
FOR INTERNAL HEX IMPLANT


HEX (mm)	L (mm)	CODE
2.42	25	MMIP20
	31	MMIP24

UNIVERSAL DRIVER KIT
FOR INTERNAL HEX IMPLANT


TYPE	L (mm)	CODE
2.42	31	UNIP24
Hex Driver Adapter	22	
Manual Driver Adapter	15.5	


LONG HANDLE DRIVERS
FOR PROSTHETICS


HEX (mm)	L (mm)	CODE
1.25mm	60	HHD1260

FOR INTERNAL HEX IMPLANT


HEX (mm)	L (mm)	CODE
2.42mm	143	HD

FOR ONE PIECE IMPLANTS


L (mm)	CODE
175	HDLOF

MANUAL WRENCH DRIVER ADAPTER


HEX (mm)	CODE
6.35	HRAL

MANUAL TORQUE DRIVER

For tightening of Cover Screws and Healing Caps.

MATERIAL: Stainless Steel. **TORQUE LIMITATION:** 15 Ncm.

LONG HANDLE


HEX (mm)	CODE
1.25	MTDH

SHORT HANDLE


HEX (mm)	CODE
1.25	MTD

GDT ELECTRIC ANGLE DRIVER

Combines a powerful motor with an optimized 90° angle head, ensuring the perfect torque for precise abutment fixation, even in tight spaces.

TORQUE OPTIONS: 20 Ncm, and 30 Ncm.

CHARGING TIME: 50 Minutes.

NET WEIGHT: 74g.

SCREWDRIVER WEIGHT: 56g.

PACKAGED WITH: Electric Driver, Short Bit - 1.25mm, Long Bit - 1.25mm, Universal Adapter, C-Type Charging Cable, Instructions.




NAME	CODE: EADP
Short Bit	 1.25mm
Long Bit	
Universal Adapter	

INSTRUMENTS

TOOLS

Wrenches	108
Adapters	108
Laboratory	108
Osteotomes	108
Measuring Tools	109







 STAINLESS STEEL


ADAPTER 

∅6,35mm

WRENCHES

RATCHET WRENCH	HEX (mm)	CODE
	6.35	RA
TORQUE RATCHET WRENCH 10-45 Ncm	HEX (mm)	CODE
	6.35	TRA
TORQUE RATCHET WRENCH 25-100 Ncm	HEX (mm)	CODE
	6.35	STRA
HAND WRENCH	HEX (mm)	CODE
	6.35	WH



ADAPTERS

MOTOR MOUNT ADAPTER FOR RATCHET	HEX (mm)	CODE
	6.35	MMRB
HEX DRIVER ADAPTER FOR MOTOR MOUNT	HEX (mm)	CODE
	6.35	RDMM




LABORATORY

MANUAL ANALOG DRIVER	HEX (mm)	CODE
	2.42	AHD

OSTEOTOMES

PTERYGOID BONE OSTEOTOMES	D (mm)	CODE
	Ø2	M-X200
	Ø3	M-X300

MEASURING TOOLS

TYPE	PARALLEL PIN	L (mm)	CODE
Short		10	PP10
Long		16	PP16
Double Sided		6 / 16	PP30


IMPLANT DEPTH PROBE	CODE
	DEGG

Osteotomy Depth (mm): 16, 13, 11.5, 10, 8, 6

Gingival Height (mm): 7, 6, 5, 4, 3, 2, 1, 0

IMPLANT DEPTH PROBE WITH CASE	CODE
	BTIP0001

ZYGOMATIC IMPLANT DEPTH PROBE	CODE
	DEZG

ANGLE	17°	30°	45°	HEX (mm)
				2.42
CODE	AGP17	AGP30	AGP45	

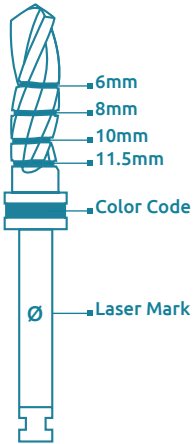
INSTRUMENTS

SURGICAL DRILLS

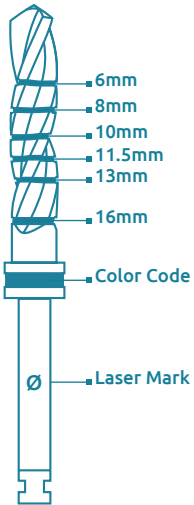
Short Drills	112
Straight Drills	112
DNT ² Black Drills	113
Conical Drills	113
Drill Stoppers	114
Integral Stopper Drills	115
Conical Integral Stopper Drills	116
Guided Surgery Drills	117
Ideal Drilling Protocol Kit	118
Integral Step & Stop Drills	119-120
One-Piece Implant Lance Drills	120
Zygomatic Drills & Burs	121
Basal / Cortical Drills	121
Other Drills & Burs	122-123

 STAINLESS STEEL

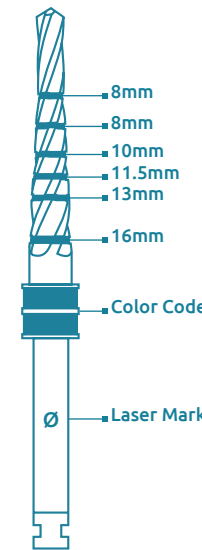
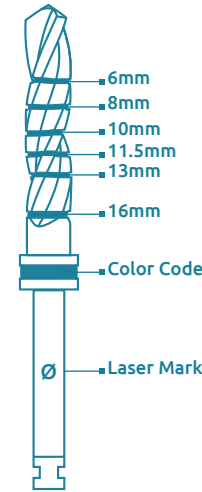


SHORT DRILLS 11.5mm


D (mm)	CODE
Ø2.0	SD200
Ø2.5	SD250
Ø2.8	SD280
Ø3.2	SD320
Ø3.65	SD365
Ø4.2	SD420
Ø4.5	SD450
Ø4.8	SD480
Ø5.2	SD520
Ø5.8	SD580

STANDARD DRILLS 16mm


D (mm)	CODE
Ø2.0	TD200
Ø2.5	TD250
Ø2.8	TD280
Ø3.0	TD300
Ø3.2	TD320
Ø3.5	TD350
Ø3.65	TD365
Ø4.0	TD400
Ø4.2	TD420
Ø4.5	TD450
Ø5.2	TD520
Ø5.5	TD550
Ø5.8	TD580



COATING MATERIAL: Carbon DLC (Diamond-Like-Carbon).
 Made from high-quality surgical materials with smooth cutting due to hard carbon lubricants to increase the corrosion-resistant and reduces the cutting temperature.

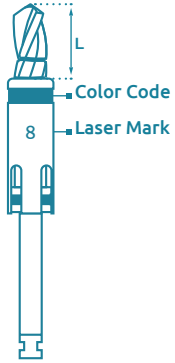
DLC DRILLS

D (mm)	CODE
Ø2.0	PD200L16C
Ø2.5	TD250L16C
Ø2.8	TD280L16C
Ø3.2	TD320L16C
Ø3.65	TD365L16C
Ø4.0	TD400L16C
Ø4.5	TD450L16C
Ø4.5	TD480L16C
Ø5.2	TD520L16C

CONICAL DRILLS

D (mm)	CODE
Ø1.6 - Ø2.2	TDC1622
Ø1.8 - Ø2.4	TDC1824
Ø1.6 - Ø2.7	TDC1627
Ø1.8 - Ø2.8	TDC1828
Ø2.0 - Ø3.2	TDC2032
Ø2.0 - Ø3.3	TDC2033
Ø2.5 - Ø3.7	TDC2537
Ø2.7 - Ø4.0	TDC2740
Ø2.7 - Ø4.5	TDC2745
Ø3.1 - Ø5.5	TDC3155

DRILL STOPPERS



Ø2.0	L (mm)	CODE
	6	S20L6
	8	S20L8
	10	S20L10
	11.5	S20L11
	13	S20L13

Ø2.5	L (mm)	CODE
	6	S25L6
	8	S25L8
	10	S25L10
	11.5	S25L11
	13	S25L13

Ø2.8	L (mm)	CODE
	6	S28L6
	8	S28L8
	10	S28L10
	11.5	S28L11
	13	S28L13

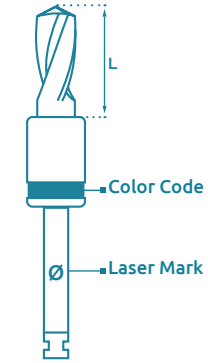
Ø3.2	L (mm)	CODE
	6	S32L6
	8	S32L8
	10	S32L10
	11.5	S32L11
	13	S32L13

Ø3.65	L (mm)	CODE
	6	S36L6
	8	S36L8
	10	S36L10
	11.5	S36L11
	13	S36L13

Ø4.2	L (mm)	CODE
	6	S42L6
	8	S42L8
	10	S42L10
	11.5	S42L11
	13	S42L13

Ø5.2	L (mm)	CODE
	6	S52L6
	8	S52L8
	10	S52L10
	11.5	S52L11
	13	S52L13

INTEGRAL STOPPER DRILLS



Ø2.0	L (mm)	CODE
	6	PD200L6S
	8	PD200L8S
	10	PD200L10S
	11.5	PD200L11S
	13	PD200L13S

Ø2.8	L (mm)	CODE
	6	TD280L6S
	8	TD280L8S
	10	TD280L10S
	11.5	TD280L11S
	13	TD280L13S

Ø3.2	L (mm)	CODE
	6	TD320L6S
	8	TD320L8S
	10	TD320L10S
	11.5	TD320L11S
	13	TD320L13S

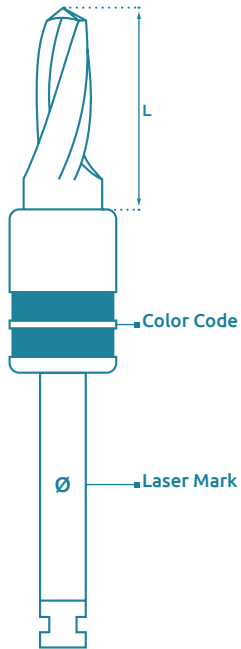
Ø3.65	L (mm)	CODE
	6	TD365L6S
	8	TD365L8S
	10	TD365L10S
	11.5	TD365L11S
	13	TD365L13S

Ø4.0	L (mm)	CODE
	6	TD400L6S
	8	TD400L8S
	10	TD400L10S
	11.5	TD400L11S
	13	TD400L13S

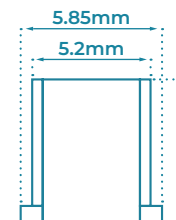
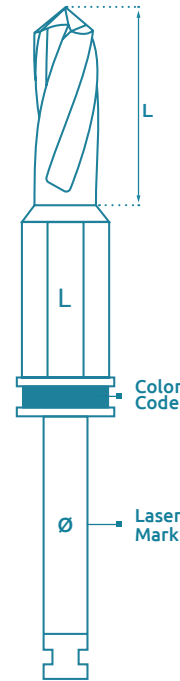
Ø4.5	L (mm)	CODE
	6	TD450L6S
	8	TD450L8S
	10	TD450L10S
	11.5	TD450L11S
	13	TD450L13S

CONICAL INTEGRAL STOPPER DRILLS

COATING MATERIAL: Carbon DLC (Diamond-Like-Carbon).



Ø1.9 - Ø2.7	L (mm)	CODE
	8	TDC19X27L8CH
	10	TDC19X27L10CH
	11.5	TDC19X27L11CH
	13	TDC19X27L13CH
Ø2.1 - Ø3.3	L (mm)	CODE
	8	TDC21X33L8CH
	10	TDC21X33L10CH
	11.5	TDC21X33L11CH
	13	TDC21X33L13CH
Ø2.8 - Ø3.7	L (mm)	CODE
	8	TDC28X37L8CH
	10	TDC28X37L10CH
	11.5	TDC28X37L11CH
	13	TDC28X37L13CH
Ø2.8 - Ø4.0	L (mm)	CODE
	8	TDC28X40L8CH
	10	TDC28X40L10CH
	11.5	TDC28X40L11CH
	13	TDC28X40L13CH
Ø2.8 - Ø4.5	L (mm)	CODE
	8	TDC28X45L8CH
	10	TDC28X45L10CH
	11.5	TDC28X45L11CH
	13	TDC28X45L13CH



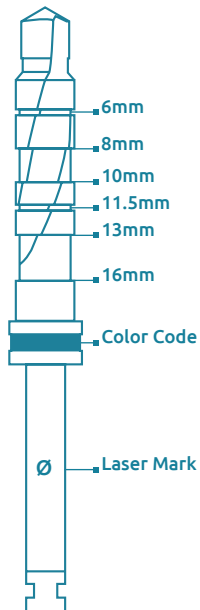
GUIDED SURGERY DRILLS

Ø2.0	L (mm)	CODE
	6	G2.0-L06
	8	G2.0-L08
	10	G2.0-L10
	11.5	G2.0-L11
	13	G2.0-L13
Ø2.8	L (mm)	CODE
	6	G2.8-L06
	8	G2.8-L08
	10	G2.8-L10
	11.5	G2.8-L11
	13	G2.8-L13
Ø3.2	L (mm)	CODE
	6	G3.2-L06
	8	G3.2-L08
	10	G3.2-L10
	11.5	G3.2-L11
	13	G3.2-L13
Ø3.65	L (mm)	CODE
	6	G3.65-L06
	8	G3.65-L08
	10	G3.65-L10
	11.5	G3.65-L11
	13	G3.65-L13
GUIDE SLEEVE	L (mm)	CODE
	6	G43SLV

IDEAL DRILLING PROTOCOL

These Drills are specifically made to make drilling easy and accurate. Each drill is guided by the one before it to allow for quick and precise drilling.

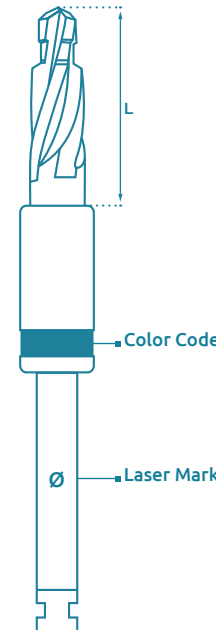
COATING MATERIAL: Carbon DLC (Diamond-Like-Carbon).



DLC STEP DRILLS 16mm	D (mm)	CODE
	Pilot Drill Ø2.0 - Ø2.4	SD2024L16C
	Ø2.0 - Ø2.8	SD2028L16C
	Ø2.8 - Ø3.2	SD2832L16C
	Ø3.2 - Ø3.65	SD32365L16C
	Ø3.65 - Ø4.0	SD36542L16C
	Ø4.2 - Ø4.6	SD4246L16C
	Full Kit	GD-IDP

INTEGRAL STEP&STOP DRILLS

COATING MATERIAL: Carbon DLC (Diamond-Like-Carbon).

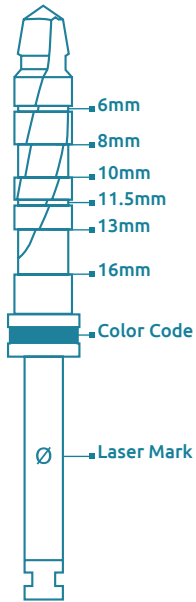


Ø2.0 - Ø2.8	L (mm)	CODE
	8	SD2028L8SC
	10	SD2028L10SC
	11.5	SD2028L115SC
	13	SD2028L13SC

Ø2.8 - Ø3.2	L (mm)	CODE
	8	SD2832L8SC
	10	SD2832L10SC
	11.5	SD2832L115SC
	13	SD2832L13SC

Ø3.2 - Ø3.65	L (mm)	CODE
	8	SD32365L8SC
	10	SD32365L10SC
	11.5	SD32365L115SC
	13	SD32365L13SC

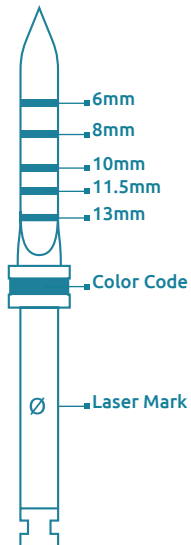
Ø3.65 - Ø4.0	L (mm)	CODE
	8	SD36540L8SC
	10	SD36540L10SC
	11.5	SD36540L115SC
	13	SD36540L13SC



COATING MATERIAL: Carbon DLC (Diamond-Like-Carbon).

DLC STEP DRILLS 16mm	D (mm)	CODE
	Ø2.0 - Ø2.4	SD2024L16C
	Ø2.0 - Ø2.8	SD2028L16C
	Ø2.8 - Ø3.2	SD2832L16C
	Ø3.2 - Ø3.65	SD32365L16C
	Ø3.65 - Ø4.2	SD36542L16C
	Ø4.2 - Ø4.6	SD4246L16C
	Ø4.6 - Ø5.2	SD4652L16C

ONE-PIECE IMPLANT LANCE DRILLS



SHORT DRILLS 13mm	D (mm)	CODE
	Ø2.0	LPD20S
	Ø2.5	LPD25S
	Ø2.8	LPD28S
	Ø3.2	LPD32S

LONG DRILLS 16mm	D (mm)	CODE
	Ø2.0	LPD20
	Ø2.5	LPD25
	Ø2.8	LPD28
	Ø3.2	LPD32

ZYGOMATIC DRILLS AND BURS

COATING MATERIAL: Carbon DLC (Diamond-Like-Carbon).

ZYGOMATIC DRILLS	D (mm)	L (mm)	CODE
	Ø2.9	54	ZD2967
	Ø2.9	81	ZD2995
	Ø3.5	54	ZD3567
	Ø3.5	86	ZD35100

COATING MATERIAL: Diamond Grits.

DIAMOND DRUM BUR	D (mm)	L (mm)	TYPE	CODE
	Ø4.2	40	Medium	DB4240-M
			Coarse	DB4240-C

ROUND BALL BUR	D (mm)	L (mm)	CODE
	Ø2.4	70	ZRD24L

BASAL / CORTICAL DRILLS AND BURS

COATING MATERIAL: Carbon DLC (Diamond-Like-Carbon).




PILOT DRILL	D (mm)	L (mm)	CODE
	Ø2.0	25	PD2025

COATING MATERIAL: Carbon DLC (Diamond-Like-Carbon).

DLC CONICAL DRILL	D (mm)	L (mm)	CODE
	Ø2.0-Ø3.2	25	TDC2032L25




LONG STRAIGHT DRILL	D (mm)	L (mm)	CODE
	Ø3.2	43	LD320

OTHER DRILLS AND BURS

LANCE DRILLS	D (mm)	L (mm)	CODE
	Ø1.2	16	LPD12
	Ø1.5		LPD15
	Ø2.0		LPD20





MARKING DRILL	D (mm)	L (mm)	CODE
	Ø1.9	16	MDL19

DRILL EXTENDER	D (mm)	L (mm)	CODE
	Ø3.5	29	TDE



TREPHINE BURS	D (mm)	L (mm)	CODE
	Ø3.0 - Ø4.0	16	TB3040
	Ø4.0 - Ø5.0		TB4050
	Ø5.0 - Ø6.0		TB5060

COUNTERSINK DRILLS	D (mm)	L (mm)	CODE
	Ø3.75 - Ø4.2	16	CD3742
	Ø5.0 - Ø6.0		CD5060

ZIRCONIA SOFT TISSUE TRIMMER BUR	D (mm)	HEAD L (mm)	CODE
	Ø1.0	10	STT

TISSUE PUNCH DRILLS	D (mm)	L (mm)	CODE
	Ø3.0	16	TP30
	Ø4.0		TP40
	Ø4.5		TP45
	Ø5.0		TP50

MATERIAL: Tungsten Carbide

LINDERMANN CARBIDE DRILLS	D (mm)	L (mm)	CODE
	Ø1.5 - Ø2.0	29	LD1525
	Ø2.2 - Ø2.6		LD2226

MATERIAL: Tungsten Carbide **RECOMMENDED SPEED:** 800 - 1200 RPM

REVERSE SCREW EXTRACTOR DRILLS	D (mm)	L (mm)	CODE
	Ø0.8	30	D-RED08
	Ø1.3		D-RED13



RECOMMENDED SPEED: Below 80 RPM

TAP SCREW EXTRACTOR DRILLS	D (mm)	L (mm)	CODE
	Ø0.8	30	TD-08
	Ø1.3		TD-13

RECOMMENDED SPEED: Below 250 RPM

TAP SCREW EXTRACTOR DRILLS	D (mm)	L (mm)	CODE
	Ø0.8	32.5	D-REM08

RECOMMENDED SPEED: 1200-1500RPM

GBR BONE SAW DISCS	D (mm)	THICKNESS	CODE
	Ø7.0	0.25	SDSAW-07
	Ø9.0		SDSAW-09

BRISTLES MATERIAL: Ti-6Al-4V ELI (Titanium Grade 5)

RECOMMENDED SPEED: 300 - 1000 RPM

IMPLANT SURFACE CLEANING BRUSH	TYPE	L (mm)	CODE
	Narrow Ø1.0	33	ICB-01
	Standard Ø3.0	38	ICB-02
	Wide Ø7.0	40	ICB-03

BRISTLES MATERIAL: NiTi Steel (Nickel Titanium)

RECOMMENDED SPEED: 500-1200 RPM

IMPLANT SURFACE CLEANING BRUSH	L (mm)	CODE
	38	ICB-04


INSTRUMENTS

SURGICAL KITS

Prosthetics Kit	126-127
Mini Surgical Kit Box	128-129
Standard Surgical Kit Box	130-131
Full Implantation Surgical Kit Box	132-133
Basal/Cortical MAX Implant Surgical Kit Box	134-135
One-Piece Implants Surgical Kit Box	136-137
Zygomatic Implant Surgical Kit Box	138-139

 HIGH-GRADE MEDICAL PLASTIC

 AUTOCLAVABLE




PROSTHETICS KIT

This Kit is the ultimate solution for an effortless installation of various GDT Prosthetic types, such as Cover Screws, Healing Caps, Abutments, and Screw-retained Restoration components. The Kit is comfortable to use, intuitively organized, and clearly labeled, making it easy to put them back in the tray after use.

FEATURES:

- Suitable for autoclaving, ensuring proper sterilization - at a temperature of 134°C.
- All instruments are clearly labeled, making them easy to identify and use.
- The tools are made from durable Stainless Steel, ensuring high-quality performance.



KIT CONTENT			CODE: GPK	
ITEM	NAME	L (mm)	TYPE	CODE
	Hex Driver	10	⬡ 1.25	HD1210
		15	⬡ 1.25	HD1215
		6	For 0° Multi Unit 1.4	NM-HD06
	Motor Mount	20	⬡ 1.25	MM1220
		28	⬡ 1.25	MM1228
	Hand Hex Driver	10	⬡ 1.25	HHD1210
		15	⬡ 1.25	HHD1215
	Motor Mount For Angulated CAD/CAM	24	⊕ Ø1.7	MMAT
	Motor Mount To Ratchet Adapter	30	⬡ 6.35	RDMM
	Torque Wrench	-----	⬡ 6.35	TRA
	Motor Mount Adapter For Ratchet	11	⊕ Ø2.8	MMRB
	Universal Turning Handle	15.5	-----	THD

• Product image size and proportions are for illustration purposes only. Please refer to the table for actual sizes and proportions.

MINI SURGICAL KIT BOX

Complete set of instruments for a range of implant placement treatments. Inside the Mini Kit you'll find all the instruments required for a standard surgical procedure. The Kit is comfortable to use, intuitively organized, and clearly labeled, making it easy to put them back in the tray after use. Please follow the recommended drilling protocol to ensure optimal outcome. The Mini Surgical Kit can be ordered for **Standard Internal Hex Connection**, and for **Conical Connection**.

FEATURES:

- Suitable for autoclaving, ensuring proper sterilization.
- All instruments are clearly labeled, making them easy to identify and use.
- The tools are made from durable Stainless Steel, ensuring high-quality performance.



INTERNAL HEX KIT CONTENT			CODE: MSK-IN	
ITEM	NAME	L (mm)	D (mm)	CODE
	Marking Drill	16	Ø1.9	MDL19
	Standard Drill	16	Ø2	TD200
			Ø2.8	TD280
			Ø3.2	TD320
			Ø3.65	TD365
			Ø4	TD400
			Ø4.2	TD420
			Ø4.5	TD450
			Ø5.2	TD520
	Ratchet Wrench	----	⬡ 6.35	RA
	Motor Mount	28	⬡ 1.25	MM1228
	Motor Mount	28	⬡ 2.42	MM2428
	Hex Driver	15	⬡ 1.25	HD1215
	Hex Driver	15	⬡ 2.42	HD2415
	Hand Hex Driver	15	⬡ 1.25	HDD1215

CONICAL CONNECTION KIT CONTENT			CODE: MSK-CN	
ITEM	NAME	L (mm)	D (mm)	CODE
	Marking Drill	16	Ø1.9	MDL19
	Standard Drill	16	Ø2	TD200
			Ø2.8	TD280
			Ø3.2	TD320
			Ø3.65	TD365
			Ø4	TD400
			Ø4.2	TD420
			Ø4.5	TD450
			Ø5.2	TD520
	Ratchet Wrench	----	⬡ 6.35	RA
	Motor Mount	28	⬡ 1.25	MM1228
	Motor Mount	28	⬡ 2.25	MM2228
	Motor Mount	28	⬡ 2.65	MM2628
	Hex Driver	15	⬡ 1.25	HD1215
	Hex Driver	15	⬡ 2.25	HD2215
	Hex Driver	15	⬡ 2.65	HD2615
	Hand Hex Driver	15	⬡ 1.25	HDD1215

• Product image size and proportions are for illustration purposes only. Please refer to the table for actual sizes and proportions.

STANDARD SURGICAL KIT BOX

Complete set of instruments for a wide range of implant placement treatments. Inside the Standard Kit you'll find all the instruments required for a standard surgical procedure.

The kit is comfortable to use, intuitively organized, and clearly labeled, making it easy to put them back in the tray after use.

Please follow the recommended drilling protocol to ensure optimal outcome.

The Standard Surgical Kit can be ordered for Standard **Internal Hex Connection**, and **Conical Connection**.

FEATURES:

- Removable Tray, making it easy to clean and maintain.
- Suitable for autoclaving, ensuring proper sterilization - at a temperature of 134°C.
- All instruments are clearly labeled, making them easy to identify and use.
- The tools are made from durable Stainless Steel, ensuring high-quality performance.



INTERNAL HEX KIT CONTENT				CODE: SSK-IN	
ITEM	NAME	L (mm)	D (mm)	CODE	
	Drill Extender	29	-----	TDE	
	Marking Drill	16	Ø1.9	MDL19	
	Lance Drill	16	Ø1.5	LPD15	
	Standard Drill	16	Ø2.0	TD200	
			Ø2.8	TD280	
			Ø3.2	TD320	
			Ø3.65	TD365	
			Ø4.0	TD400	
			Ø4.2	TD420	
			Ø5.2	TD520	
			Ratchet Wrench	-----	⬡ 6.35
	Hex Driver	10	⬡ 1.25	HD1210	
		15	⬡ 1.25	HD1215	
	Hand Hex Driver	15	⬡ 1.25	HDD1215	
	Hex Driver	10	⬡ 2.0	HD2010-SL	
		15	⬡ 2.0	HD2015-SL	
	Hex Driver	10	⬡ 2.42	HD2410	
		15	⬡ 2.42	HD2415	

CONICAL CONNECTION KIT CONTENT				CODE: SSK-CN	
ITEM	NAME	L (mm)	D (mm)	CODE	
	Drill Extender	29	-----	TDE	
	Marking Drill	16	Ø1.9	MDL19	
	Lance Drill	16	Ø1.5	LPD15	
	Standard Drill	16	Ø2.0	TD200	
			Ø2.8	TD280	
			Ø3.2	TD320	
			Ø3.65	TD365	
			Ø4.0	TD400	
			Ø4.2	TD420	
			Ø5.2	TD520	
			Ratchet Wrench	-----	⬡ 6.35
	Hex Driver	10	⬡ 1.25	HD1210	
		15	⬡ 1.25	HD1215	
	Hand Hex Driver	15	⬡ 1.25	HDD1215	
	Hex Driver	10	⬡ 2.25	HD2210	
		15	⬡ 2.25	HD2215	
	Hex Driver	10	⬡ 2.65	HD2610	
		15	⬡ 2.65	HD2615	

• Product image size and proportions are for illustration purposes only. Please refer to the table for actual sizes and proportions.

FULL IMPLANTATION SURGICAL KIT BOX

This Full Implantation Kit is intended for convenient access to surgical instruments during bone preparation and implant placement procedures, inside the Kit you'll find all the instruments required for a wide range of implant placement cases.

The Kit is comfortable to use, intuitively organized, and clearly labeled, making it easy to put them back in the tray after use.

Please follow the recommended drilling protocol to ensure optimal outcome.

FEATURES:

- Drills are Carbon DLC coated, enabling reduced resistance and heating during drilling, for a more secure, precise, and stable drill.
- Removable Tray, making it easy to clean and maintain.
- Suitable for autoclaving, ensuring proper sterilization - at a temperature of 134°C.
- All instruments are clearly labeled, making them easy to identify and use.
- The tools are made from durable Stainless Steel, ensuring high-quality performance.



KIT CONTENT			CODE: SK006		
ITEM	NAME	L (mm)	D (mm)	CODE	
	Marking Drill	16	Ø1.9	MDL19	
	Lance Drill	16	Ø1.5	LPD15	
	Drill Extender	29	-----	TDE	
	Countersink Drill	16	Ø3.75-Ø4.2	CD3742	
			Ø5.0-Ø6.0	CD5060	
	Lindemann Drill	29	Ø5.0-Ø6.0	LD1520	
	Round Ball Bur	30	Ø3.8	RB38	
	Parallel Pin	10	-----	PP10	
		16	-----	PP16	
	Standard Drill	16	Ø2.0	TD200	
			Ø2.8	TD280	
			Ø3.2	TD320	
			Ø3.65	TD365	
			Ø4.0	TD400	
			Ø4.2	TD420	
			Ø5.2	TD520	
	Hex Driver	7	Ø1.25	HD1207	
		15	Ø1.25	HD1215	
	Hex Driver	15	Ø2.0	HD2015-SL	
	Hex Driver	10	Ø2.42	HD2410	
		15	Ø2.42	HD2415	
	Motor Mount	20	Ø1.25	MM1220	
		28	Ø1.25	MM1228	
	Motor Mount	28	Ø2.0	MM2028-SL	
		20	Ø2.42	MM2420	
		28	Ø2.42	MM2428	
	Hand Hex Driver	7	Ø1.25	HHD1207	
		15	Ø1.25	HHD1215	
	Integral Step&Stop Drill	6	Ø2.0-Ø2.8	SD2028L6SC	
			8	Ø2.0-Ø2.8	SD2028L8SC
			10	Ø2.0-Ø2.8	SD2028L10SC
			11	Ø2.0-Ø2.8	SD2028L11SC
			13	Ø2.0-Ø2.8	SD2028L13SC
			6	Ø2.8-Ø3.2	SD2832L6SC
			8	Ø2.8-Ø3.2	SD2832L8SC
			10	Ø2.8-Ø3.2	SD2832L10SC
			11	Ø2.8-Ø3.2	SD2832L11SC
			13	Ø2.8-Ø3.2	SD2832L13SC
			6	Ø3.2-Ø3.65	SD32365L6SC
			8	Ø3.2-Ø3.65	SD32365L8SC
			10	Ø3.2-Ø3.65	SD32365L10SC
			11	Ø3.2-Ø3.65	SD32365L11SC
			13	Ø3.2-Ø3.65	SD32365L13SC
		6	Ø3.65-Ø4.0	SD36540L6SC	
		8	Ø3.65-Ø4.0	SD36540L8SC	
		10	Ø3.65-Ø4.0	SD36540L10SC	
		11	Ø3.65-Ø4.0	SD36540L11SC	
		13	Ø3.65-Ø4.0	SD36540L13SC	
		6	Ø4.0-Ø4.5	SD4045L6SC	
		8	Ø4.0-Ø4.5	SD4045L8SC	
		10	Ø4.0-Ø4.5	SD4045L10SC	
		11	Ø4.0-Ø4.5	SD4045L11SC	
		13	Ø4.0-Ø4.5	SD4045L13SC	
	Torque Wrench	-----	Ø6.35	STRA TRA	
	Depth Probe	-----	-----	DEGG	

25-100 Ncm
10-45 Ncm

• Product image size and proportions are for illustration purposes only. Please refer to the table for actual sizes and proportions.

ONE PIECE IMPLANTS SURGICAL KIT BOX

Complete set of instruments for a range of one piece implant placement treatments. Inside the One Piece Surgical Kit you'll find all the instruments required for a bone preparation for implant placement procedures.

The Kit is comfortable to use, intuitively organized, and clearly labeled, making it easy to put them back in the tray after use.

Please follow the recommended drilling protocol to ensure optimal outcome.

FEATURES:

- Suitable for autoclaving, ensuring proper sterilization - at a temperature of 134°C.
- All instruments are clearly labeled, making them easy to identify and use.
- The tools are made from durable Stainless Steel, ensuring high-quality performance.



KIT CONTENT			CODE: BSP	
ITEM	NAME	L (mm)	TYPE	CODE
	Short Drill	13	Ø2.0	LPD20S
			Ø2.5	LPD25S
			Ø2.8	LPD28S
			Ø3.2	LPD32S
	Long Drill	16	Ø2.0	LPD20
			Ø2.5	LPD25
			Ø2.8	LPD28
			Ø3.2	LPD32
	Hex Driver	10	Flexible Neck	RDOP
		18	For Both	HDO
	Motor Mount To Ratchet Adapter	30	⬡ 6.35	STRA
	Ratchet Wrench	----	⬡ 6.35	RA

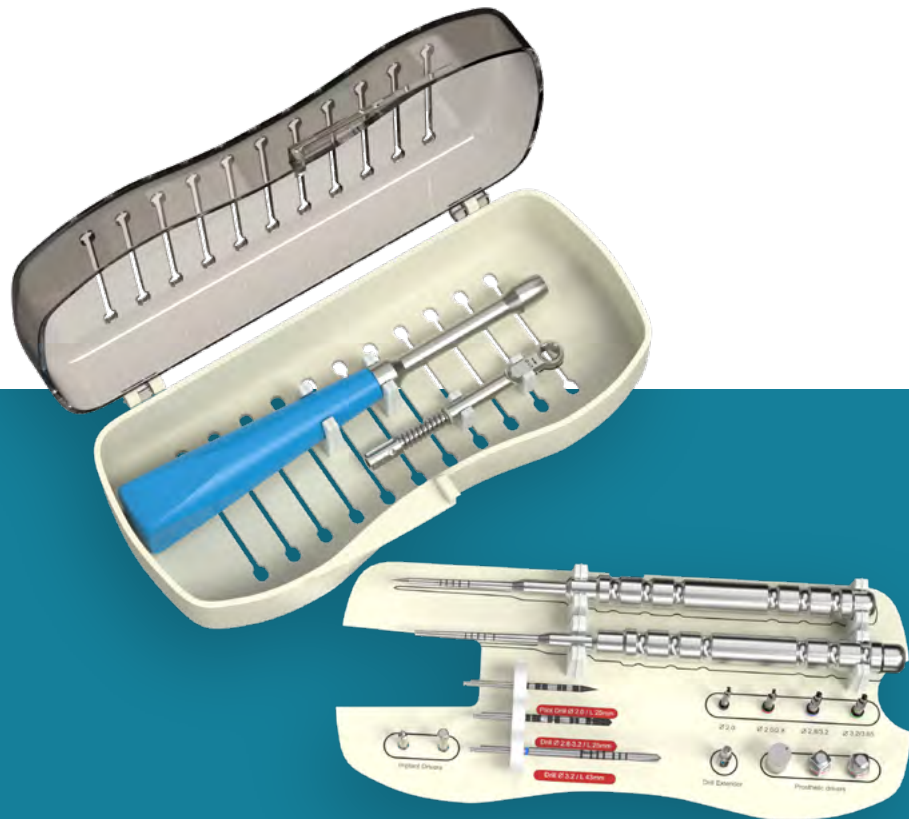
• Product image size and proportions are for illustration purposes only. Please refer to the table for actual sizes and proportions.

BASAL/CORTICAL MAX IMPLANT SURGICAL KIT BOX

Features vital instruments such as Osteotomes and Surgical Drills, specifically designed for establishing a pathway for Basal/Cortical Implants, such as MAX Implant. With the help of a Surgical Screwdriver, Torque Wrench, and Motor Mount Drivers, the implant can be efficiently and accurately placed. You have the flexibility to select from a range of Driver options, be it Manual or Contra-angle, simplifying the process of connecting suitable prosthetic components to the implant. With this Kit, you can carry out maxillary arch surgery on the cortical or pterygoid bone with confidence, yielding consistent and predictable outcomes.

FEATURES:

- Suitable for autoclaving, ensuring proper sterilization - at a temperature of 134°C.
- All instruments are clearly labeled, making them easy to identify and use.
- The tools are made from durable Stainless Steel, ensuring high-quality performance.



KIT CONTENT			CODE: BCSK	
ITEM	NAME	L (mm)	TYPE	CODE
	DLC Pilot Drill	25	Ø2.0	PD2025
	DLC Conical Drill	25	Ø2.0-Ø3.2	TDC2032L25
	Long Straight Drill	43	Ø3.2	LD320
	Hex Driver	25	⬡ 2.42	HD2425
	Motor Mount	28	⬡ 2.42	MM2428
	Hex Driver	25	⬡ 1.25	HD1225
	Motor Mount	28	⬡ 1.25	MM1228
	Hand Driver	30	⬡ 1.25	HHD1230
	DLC Drill	16	Ø2.0-Ø2.4	SD2024L16C
			Ø2.0-Ø2.8	SD2028L16C
			Ø2.8-Ø3.2	SD2832L16C
			Ø3.2-Ø3.65	SD32365L16C
	Drill Extender	29	-----	TDE
	Torque Wrench	10-35 Ncm	⬡ 6.35	RA
	Manual Wrench Driver Adapter	175	⬡ 6.35	HRAL

PTERYGOID BONE OSTEOTOMES	D (mm)	CODE
	Ø2.0	M-X200
	Ø3.0	M-X300

• Product image size and proportions are for illustration purposes only. Please refer to the table for actual sizes and proportions.

ZYGOMATIC IMPLANTS SURGICAL KIT BOX

Complete set of instruments for a precise ZYG Zygomatic Implant placement using the Extra Maxillary approach.

The kit is comfortable to use, intuitively organized, and clearly labeled, making it easy to put them back in the tray after use.

Please follow the recommended drilling protocol to ensure optimal outcome.

FEATURES:

- Drills are Carbon DLC coated, enabling reduced resistance and heating during drilling, for a more secure, precise, and stable drill.
- Suitable for autoclaving, ensuring proper sterilization - at a temperature of 134°C.
- All instruments are clearly labeled, making them easy to identify and use.
- The tools are made from durable Stainless Steel, ensuring high-quality performance.



KIT CONTENT			CODE: ZSK	
ITEM	NAME	L (mm)	TYPE	CODE
	Motor Mount	28	⬡ 1.25	MM1228
			⬡ 2.42	MM2428
	Hex Driver	10	⬡ 1.25	HD1210
				HD1215
		15	⬡ 2.42	HD2410
				HD2515
				For 0° Multi Unit 1.4
	Hand Hex Driver	15	⬡ 1.25	HHD1215
	Lateral Reamer Drill	20	∅8	LAR-R8.0
	Diamond Drum Bur	40	Medium Grit	DB4240-M
			Coarse Grit	DB4240-C
	Zygomatic Drill	54	∅2.9	ZD2967
				ZD2995
		86	∅3.5	ZD3567
				ZD35100
	Zygomatic Round Ball Bur	70	∅2.4	ZRD24L
	Zygomatic Depth Gauge	----	----	DEZG
	Motor Mount To Ratchet Adapter	30	⬡ 6.35	STRA
	Long Handle Driver	143	⬡ 2.42	HD
	Manual Wrench Driver Adapter	175	⬡ 6.35	HRAL

• Product image size and proportions are for illustration purposes only. Please refer to the table for actual sizes and proportions.

Guided Bone Regeneration

GBR SYSTEM

Screws & Tacs

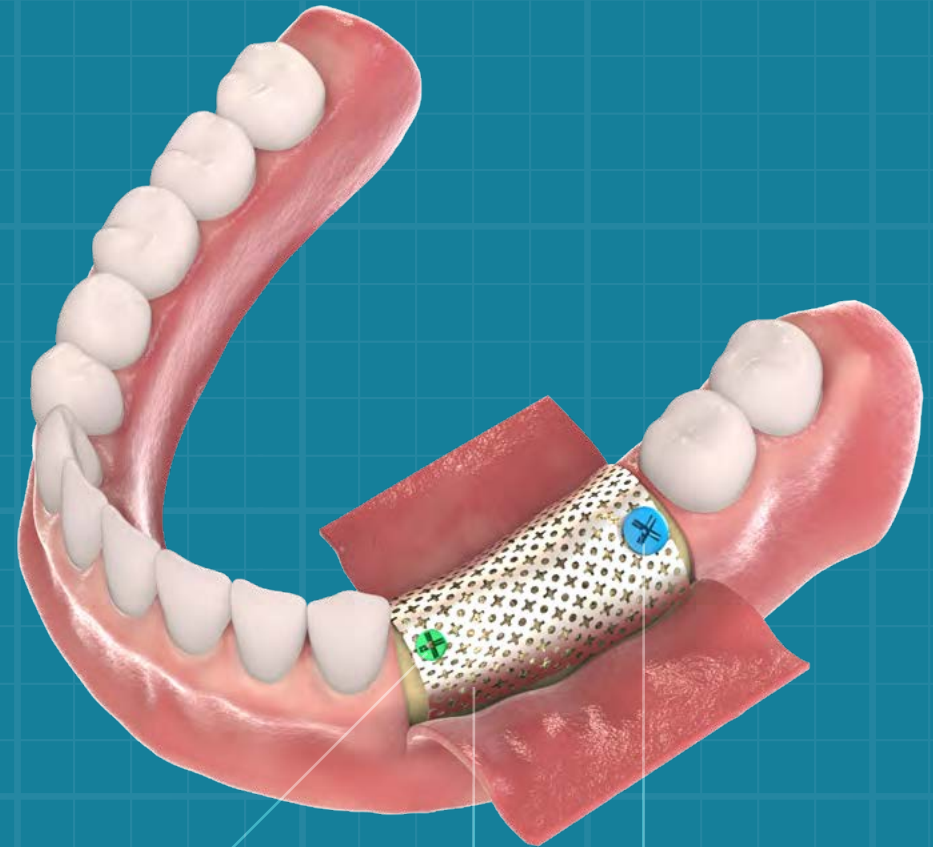
142-143

Tools

143

Kits

144-151



TITANIUM GRADE 5 (TI-6AL-4V ELI)

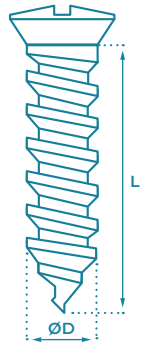
BONE SCREW



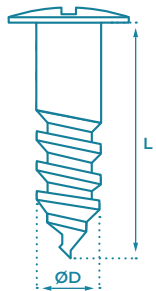
TITANIUM MESH MEMBRANE



Scan the QR Code to visit GDT Implants website

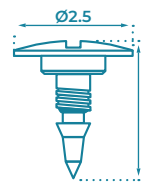


BONE SCREWS	L (mm)	D (mm)		
		Ø1.4	Ø1.6	Ø2
	3	GS1403	GS1603	GS2003
	4	GS1404	GS1604	GS2004
	6	GS1406	GS1606	GS2006
	8	GS1408	GS1608	GS2008
	10	GS1410	GS1610	GS2010
	12	GS1412	GS1612	GS2012



TENTING SCREWS	TYPE	L (mm)	D (mm)	CODE
	Full Threaded	10	Ø1.5	GTSF10
		12		GTSF12
	Half Threaded	8		GTSH08
		10		GTSH10
		12		GTSH12

ANCHOR SCREW	L (mm)	L1 (mm)	D (mm)	D1 (mm)	CODE
	13.5	10.5	Ø2.75	Ø2.0	GTST10



BONE TACKS	
L (mm)	3.5 5.0
CODE	GBTC35 GBTC50

LOCKING TENTING SCREWS	L (mm)	L1 (mm)	TYPE	CODE
	6	3	⬡ 1.25mm	GLTS06
	9			GLTS09
	12			GLTS12
	15			GLTS15

BONE TACK CASES			
L (mm)	For Ø3.5 Tacks	For Ø5 Tacks	
CODE + CONTENT	Empty case 10 included 20 included	GB35 GB3510 GB3520	Empty case 10 included 20 included GB50 GB5010 GB5020

TITANIUM MESH MEMBRANES			
SIZE	22mm x 15mm	36mm x 22mm	44mm x 44mm

CODE	TMS201	TMS202	TMS203
GBR DRIVERS	TYPE	L (mm)	CODE
	Motor Mount Driver - Short	20	MMGB20
	Motor Mount Driver - Long	26	MMGB26
	Manual Driver	52	MMGB52

GBR PILOT DRILLS	D (mm)	CODE
	Ø1.2	SD-PD12
	Ø1.4	SD-PD14
	Ø1.8	SD-PD18

TACK APPLICATOR	L (mm)	CODE
	152	GTA

DRIVER HANDLE	L (mm)	CODE
	102	GDH

GBR SMALL KIT

CODE: GBR-S-KIT

Guided Bone Regeneration, or GBR, is a well-known procedure in implant dentistry and used over decades. It is used in all kinds of bone loss cases, from minimal bone loss and tooth extraction, to a moderate or a complete bone loss.

The Small Kit version is for a minor to moderate guided bone regeneration procedures.

FEATURES:

- Suitable for autoclaving, ensuring proper sterilization - at a temperature of 134°C.
- Bone Screws are labeled and color-marked, making them easy to identify and use.
- The tools are made from durable Stainless Steel, ensuring high-quality performance.



KIT CONTENT					
QTY	ITEM	TYPE	L (mm)	D (mm)	CODE
5		GBR Bone Screw	3	Ø1.4	GS1403
5		GBR Bone Screw	4	Ø1.4	GS1404
5		GBR Bone Screw	6	Ø1.4	GS1406
5		GBR Bone Screw	8	Ø1.6	GS1608
5		GBR Bone Screw	10	Ø1.6	GS1610
5		GBR Bone Screw	12	Ø1.6	GS1612
1		Short Driver	20		MMGB20
1		Extra Long Driver	52		MMGB52
1		Titanium Mesh	22 x 15 x 0.1		TMS201
1		Driver Handle	102		GDH



• Product image size and proportions are for illustration purposes only. Please refer to the table for actual sizes and proportions.

GBR MEDIUM KIT

CODE: GBR-M-KIT

Guided Bone Regeneration, or GBR, is a well-known procedure in implant dentistry and used over decades. It is used in all kinds of bone loss cases, from minimal bone loss and tooth extraction, to a moderate or a complete bone loss.

The Medium Kit version is for moderate guided bone regeneration procedures.

FEATURES:

- Suitable for autoclaving, ensuring proper sterilization - at a temperature of 134°C.
- Bone Screws are labeled and color-marked, making them easy to identify and use.
- The tools are made from durable Stainless Steel, ensuring high-quality performance.



KIT CONTENT					
QTY	ITEM	TYPE	L (mm)	D (mm)	CODE
8		GBR Bone Screw	6	Ø1.4	GS1406
8		GBR Bone Screw	8	Ø1.4	GS1408
4		GBR Bone Screw	10	Ø1.4	GS1410
8		GBR Bone Screw	6	Ø1.6	GS1606
8		GBR Bone Screw	8	Ø1.6	GS1608
4		GBR Bone Screw	10	Ø1.6	GS1610
1		GBR Pilot Drill	28	Ø1.2	SD-PD12
1		GBR Pilot Drill	28	Ø1.4	SD-PD14
1		GBR Pilot Drill	28	Ø1.8	SD-PD18
1		Short Motor Mount Driver	20		MMGB20
1		Long Motor Mount Driver	26		MMGB26
1		Manual Driver	52		MMGB52
1		Titanium Mesh	36 x 22 x 0.1		TMS202
1		Turning Handle	15		THD
1		Driver Handle	102		GDH

• Product image size and proportions are for illustration purposes only. Please refer to the table for actual sizes and proportions.

GBR LARGE KIT

CODE: GBR-XL-KIT

Guided Bone Regeneration, or GBR, is a well-known procedure in implant dentistry and used over decades. It is used in all kinds of bone loss cases, from minimal bone loss and tooth extraction, to a moderate or a complete bone loss.

The Large Kit version gives you the tools to cope with any Guided Bone Regeneration procedure.

FEATURES:

- Suitable for autoclaving, ensuring proper sterilization - at a temperature of 134°C.
- Bone Screws are labeled and color-marked, making them easy to identify and use.
- The tools are made from durable Stainless Steel, ensuring high-quality performance.



KIT CONTENT

QTY	ITEM	TYPE	L (mm)	D (mm)	CODE
4		GBR Bone Screw	6	Ø1.4	GS1406
4		GBR Bone Screw	8	Ø1.4	GS1408
2		GBR Bone Screw	10	Ø1.4	GS1410
4		GBR Bone Screw	6	Ø1.6	GS1606
4		GBR Bone Screw	8	Ø1.6	GS1608
2		GBR Bone Screw	10	Ø1.6	GS1610
10		GBR Bone Tack	3.5	Ø2	GBTC35
10		GBR Bone Tack	5	Ø2	GBTC50
1		GBR Pilot Drill	28	Ø1.2	SD-PD12
1		GBR Pilot Drill	28	Ø1.4	SD-PD14
1		GBR Pilot Drill	28	Ø1.8	SD-PD18
1		NLBC With Stopper	-----	Ø5	SD-NLBC
1		Short Driver		20	MMGB20
1		Long Driver		26	MMGB26
1		Extra Long Driver		52	MMGB52
1		Titanium Mesh	22 x 15 x 0.1		TMS201
1		Titanium Mesh	36 x 22 x 0.1		TMS202
1		Titanium Mesh	44 x 44 x 0.1		TMS203
1		Turning Handle		15	THD
1		Driver Handle		102	GDH
1		Mallet		162	GMT
1		Tack Applicator		152	GTA
1		Ø3.5 Bone Tack Case			GB35
1		Ø5.0 Bone Tack Case			GB50

• Product image size and proportions are for illustration purposes only. Please refer to the table for actual sizes and proportions.

GBR MESH MEMBRANE KIT

CODE: GBR-L-KIT

Guided bone regeneration or GBR is a well-known procedure in implant dentistry and used over decades. It is used in all kinds of bone loss cases, from minimal bone loss and tooth extraction to a moderate or a complete bone loss.

This kit version gives you the tools to cope with variety of guided bone regeneration procedures.

FEATURES:

- Suitable for autoclaving, ensuring proper sterilization - at a temperature of 134°C.
- The tools are made from durable Stainless Steel, ensuring high-quality performance.



KIT CONTENT					
QTY	ITEM	TYPE	L (mm)	D (mm)	CODE
10		GBR Bone Tack	3.5	Ø2	GBTC35
10		GBR Bone Tack	5	Ø2	GBTC50
1		Short Driver	20		MMGB20
1		Long Driver	26		MMGB26
1		Titanium Mesh	22 x 15 x 0.1		TMS201
1		Titanium Mesh	36 x 22 x 0.1		TMS202
1		Titanium Mesh	44 x 44 x 0.1		TMS203
1		Mallet	162		GMT
1		Tack Applicator	152		GTA
1		Ø3.5 Bone Tack Case			GB35
1		Ø5.0 Bone Tack Case			GB50

• Product image size and proportions are for illustration purposes only. Please refer to the table for actual sizes and proportions.

BIOMATERIALS

Regenerative Solutions

153-161

Absorbable Sponges

162-166



VARIETY OF VOLUMES

BIOMATERIALS

REGENERATIVE SOLUTIONS

BioMembrane

154-155

Synthetic Bone Graft

156-157

Bovine Bone Graft

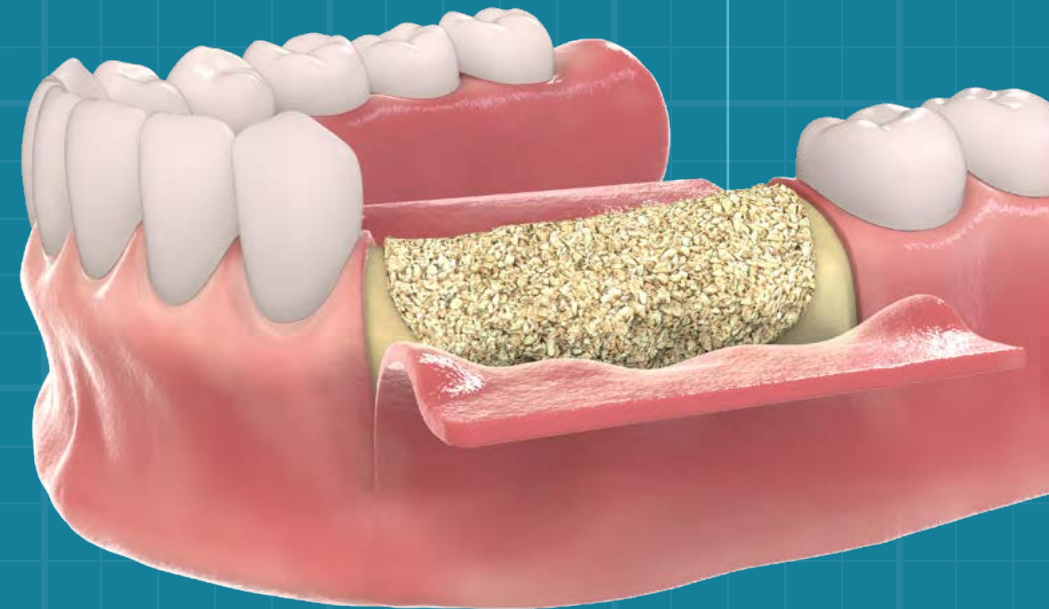
158-159

Sponge Graft Plugs

160

AntiVirus Gel

161



Scan the QR Code to visit GDT Implants website




BIOMEMBRANE

BioMembrane offers a dependable biodegradable barrier suitable for a wide range of osseous regenerative applications. Specifically designed for use during GBR (Guided Bone Regeneration) and GTR (Guided Tissue Regeneration), it fulfills all four essential requirements:

- Excludes unwanted cells and tissues.
- Creates and maintains the necessary space.
- Provides wound protection.
- Stabilizes the underlying blood clot.

Through its biocompatible nature, BioMembrane actively enhances the binding of growth factors, platelet aggregation, osteoblasts, and osteoclasts. This stimulation promotes bone tissue remodeling and aids in repairing bone defects effectively. With its unique fibrillar matrix structure, BioMembrane boasts significantly higher suture pull-out strength, ensuring greater stability. Moreover, it offers a longer degradation profile (16-24 weeks), perfectly aligned with the healing time required in most GBR procedures.

Notably, BioMembrane demonstrates excellent resistance to a wide array of bacteria, making it an essential component for wound dressing. Its natural ability to fight infections helps maintain wound sterility effectively. Engineered from highly purified Type I Collagen extracted from the dermis of young steer tissues, BioMembrane incorporates key factors such as increased resorption period, rapid hydration, excellent tensile strength, and ease of shaping and trimming, all of which contribute to optimal bone regeneration.

MEMBRANE SIZES			
VOLUME	15mm x 15mm	25mm x 25mm	30mm x 40mm
			
CODE	GD-BM1515	GD-BM2525	GD-BM3040



SYNTHETIC BONE GRAFT

Used as a filler and scaffold to facilitate bone formation and promote bone healing, by acting as a mineral reservoir that induces new bone formation.

The Synthetic Graft is bioresorbable and has no antigen-antibody reaction.

GDT Synthetic artificial bone is chemically created from 60% β -tricalcium Phosphate and 40% hydroxyapatite (e.g. bioglass and calcium sulfate), which are similar to that of bone and are capable of bonding chemically to bone and dentin.

Granules have a high micro, macro, and intergranular porosity, which creates ideal conditions for the fast recovery of the bone. The material is radiopaque.

Both materials are biologically active, hypoallergenic, and have no counter-indications, allowing this graft to be used in any surgical or dentine procedure.

Advantages:

- Radiopaque.
- 100% Synthetic, and safe.
- Completely resorbable.
- Unsurpassed handling.
- Osteoconductive and osteostimulative.

	TYPE	VOLUME	CODE
	Granules Bits: 500-1000 μ m	0.25cc	GD-SG025
	Granules Bits: 500-1000 μ m	0.5cc	GD-SG050
	Granules Bits: 500-1000 μ m	1.0cc	GD-SG100
	Granules Bits: 500-1000 μ m	2.0cc	GD-SG200
	Granules Bits: 500-1000 μ m	5.0cc	GD-SG500
	4 Blocks	5x5x5mm	GD-SG5X5
	2 Blocks	5x5x10mm	GD-SG5X10
	2 Cones	\varnothing 5-15mm	GD-SG5X15

Syringe:

GDT Synthetic Graft Paste is an osteoplastic material in a handy syringe form applicator. Synthetic Graft Paste is designed to apply granules in a more efficient and precise method to simplify the bone grafting procedures.

The synthetic graft paste system consists of two syringes:

- One with the beta-tricalcium phosphate granules, coated with a thin shell of a biodegradable copolymer.
- Second is a solvent/activator.

Instantly after the mixing, the granules stick together to form a plastic material with a high micro- and intergranular porosity, which can be submitted into the bone defect directly from the syringe.

The material forms the bone defect by contact with blood or oral fluids, and quickly solidifies while forming an ideal, 100% mechanically stable environment.

	TYPE	VOLUME	CODE
	2 Syringes	0.5cc Graft + 0.25cc Solvent	GD-SP100



BOVINE BONE GRAFT

Used as a filler and scaffold to facilitate bone formation and promote wound healing. This graft is bioresorbable and has no antigen-antibody reaction.

Based on a bovine 20/80 cortical-cancellous bone mineral matrix, making it a perfect choice for Guided Bone Regeneration (GBR) procedures.

This Xenograft bone material, harvested from cows as a part of a controlled manufacturing process.

Bovine Bone graft is specifically treated to make it sterile and biocompatible.

Physical properties (i.e., composition, morphology, and restorability) are exceptionally reproducible. The bio-functionality of Bovine Graft is characterized by its topographic structure, hydrophilic properties and the biologic interaction that supports reliable bone formation. Bovine (cow) bone is considered a safe and effective material, widely used for bone grafting in dental implant procedures.

GDT Bovine graft is sterilized by Gamma-ray and contains no cellular elements.

It's considered the highest-grade bone substitute in dental bone regeneration – meeting the requirements from clinicians for predictable outcomes.

Advantages:

- Radiopaque.
- 100% Natural bovine.
- Fully sterilized and contains no cellular elements.
- Higher implant survival rates, comparable with implants placed in the native bone.
- Completely resorbable.
- Optimal osteointegration - high porosity supports osteoconduction.

	TYPE	VOLUME	CODE
	Granules Bits: 200-1000 µm	0.25cc	GD-BG025
	Granules Bits: 200-1000 µm	0.5cc	GD-BG050
	Granules Bits: 200-1000 µm	1.0cc	GD-BG100
	Granules Bits: 200-1000 µm	2.0cc	GD-BG200
	Granules Bits: 200-1000 µm	5.0cc	GD-BG500
	4 Blocks	5×5×5mm	GD-BG5X5
	2 Blocks	5×5×10mm	GD-BG5X10
	2 Cones	Ø5-15mm	GD-BG5X15

Syringe:

GDT Bovine Graft BioPaste is designed to apply granules in a more efficient and precise method to simplify the bone grafting procedures.

This highly purified material comes in easy-to-use pre-filled sterile syringes and is dedicated for single use.

	TYPE	VOLUME	CODE
	Syringe	0.5cc Graft	GD-BP050
	Syringe	1.0cc Graft	GD-BP100



GDT SPONGE GRAFTING PLUG



- **SIZE:** 10x20mm

GDT Sponge Grafting Plug offers a unique one-step solution for bone grafting procedures. The Sponge Grafting Plug is a superb combination of two biomaterials: Pure bovine collagen plug filled with calcium phosphate/hydroxyapatite formula. The bioactive, calcium phosphate-based graft inside the plug has physicochemical properties similar to human bone mineral. With GDT Sponge Grafting Plug no membrane is needed.

Being highly hydrophilic, the plug easily absorbs blood and fluid. As the resorption process begins, calcium ions are released, creating an environment favorable to rapid bone growth. On the day of placement, the material is radiolucent, becoming radiopaque 3-6 months later as it is replaced with native bone.

CODE	CONTENT
SPO-GD	5 Pieces

GDT SPONGE BOVINE GRAFTING PLUG



- **SIZE:** 10x20mm

GDT Sponge Bovine Grafting Plug has two purposes, it provides sealing up properties of bleeding tissues and control oozing and missing bone filling while encouraging new bone tissue growth. The Plug has internal Xenograft bone material, derived from bovine 20/80 cortical-cancellous bone mineral matrix and an external layer made of purified first-grade collagen. This bovine bone material is harvested from cows as a part of a controlled manufacturing process. This bone is specially treated to make it sterile and biocompatible.

CODE	CONTENT
SPO-BG	5 Pieces

SPONGE GRAFT DOUBLE SIDED TOOL

Double-ended instrument for inserting and pushing Sponge Grafting Plugs directly into the tooth socket.



CODE
SGT

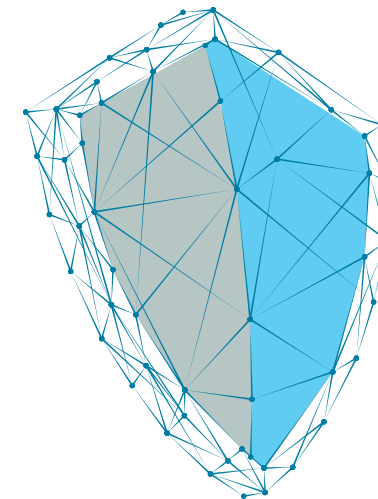
ANTI VIRUS GEL



A silicone-based implant sealing gel containing thymol to combat bacteria and protect against Peri-Implantitis infections. It seals micro gaps in two-component implant systems, preventing bacterial damage that can lead to implant failure. It's safe, allergy-free, applied after implant insertion, and suitable for all patients.

- Features:**
- Antibacterial - Bacteria resisting formula which eliminates the infections risk
 - Antibiotics Free.
 - Secure gaps sealing - Provides a secure seal of micro gaps, threads, and hollow spaces of the implants. sterile packaging
 - Completely harmless - All ingredients are harmless and cause no allergic reactions.

CODE	CONTENT
GD-AVG	5 Syringes 2g Each
• Package includes 5 Needle Tips.	



BIOMATERIALS

ABSORBABLE SPONGES

HemoSponges

164-166

PerioFocus

166

 COLLAGEN

 ABSORBABLE



GDT HEMOSPONGE - Hemostatic Non-Sterile Sponge 99.7% Pure

- **SIZE:** 10x10x10mm

GDT Hemosponge Absorbable Gelatin Sponges are non-sterile, surgical sponges prepared from a specially treated collagen material. Made to aid in providing hemostasis (cessation of bleeding). May be used in combination with antibiotics, Thrombin, chemotherapeutics without reduction of the sponge's hemostatic effect. The porous structure of the sponges stops the bleeding, absorbs the wound secretions, and effectively helps the wound to start healing.

Advantages:

- Non-toxic, hypoallergenic and does not provoke an immune reaction, 100% biocompatible.
- Seals up the bleeding tissues immediately.
- Excellent liquid absorption ability up to 40 times of its weight.
- Completely absorbed in 3 weeks.
- No side effects.



CODE	CONTENT
SPO-ST	50 Pieces

GDT HEMOSPONGE - Hemostatic Sponge With Iodoform

Hemostatic antiseptic collagen sponge is used for the treatment and prevention of inflammatory complication in surgical dentistry and periodontics: after tooth extraction, in particular, the treatment of alveolitis and periodontal abscesses, as well as the filling of periodontal pockets after a local anti-inflammatory therapy or curettage.

GDT Hemosponge consists of lyophilized collagen, which introduced hemostatic components affecting the separate stages of blood coagulation, to stop capillary bleeding, and anesthetic components (lidocaine).

As an antiseptic sponge, GDT Hemosponge contains Iodoform that in contact with living tissues allocates iodine, providing antimicrobial action, enabling the formation of granulation tissue, and also has astringent and anti-inflammatory properties.

GDT Hemosponge does not have local irritating and bio-toxic action, stimulates the regeneration of tissues in the healing stage. It does not require a doctor's intervention to remove it. Full absorption happens after a few days.



CODE	CONTENT
SPO-50	50 Pieces

GDT HEMOSPONGE - Hemostatic Sterile Sponge

- **SIZE:** 10x10x10mm

GDT Hemosponge is a non-toxic, non-allergic, non-immunogenic, non-pyrogenic and overall biocompatible material used for the treatment and prevention of inflammatory difficulties in surgical dentistry and periodontics. After tooth extraction, in particular, the treatment of alveolitis and periodontal abscesses, as well as the filling of periodontal pockets after a local anti-inflammatory therapy or curettage.

Advantages:

- Promotes blood clot formation and rapid healing of wounds.
- Absorbs approximately 40-50 times of its weight, and adheres easily to the bleeding site.
- Full absorption happens in 3 weeks.



CODE	CONTENT
SPO-BL	32 Pieces

GDT HEMOSPONGE SILVER - Hemostatic Sterile Sponge

- **SIZE:** 14x7x7mm

GDT Hemosponge Silver is a gelatin collagen sponge of hemostatic action to which 5% Colloidal Silver is added.

It facilitates optimum wound treatment when applied to a surgical cavity, and can be cut to the right size to fit smaller wound cavities. This prevents the formation of fissures and secondary cavities which, without GDT Hemosponge Silver, could form by contraction of blood coagulum and trigger infection due to the invasion of contaminated saliva.

Colloidal Silver:

The addition of Colloidal Silver has an antibacterial effect and does not develop any body resistance. Unlike other potential antibacterial additives, colloidal silver cannot be washed away from the sponge so that its insolubility procedure enables a long-lasting depot effect.



CODE	CONTENT
SPO-SIL	24 Pieces

GDT HEMOSPONGE - Hemostatic Sterile Sponge 100% Pure

- **SIZE:** Ø10, 20mm.

Premium wound dressing solution crafted from 100% Bovine Collagen Type 1, ensuring optimal purity and sterility.

Features a bioabsorbable collagen protein matrix, allowing it to naturally degrade as the wound heals, free from any harmful residues, toxins, or pyrogens.

Beneficial in post-extraction protocols by minimizing alveolar ridge atrophy, preserving the integrity and structure of the extraction site for improved healing.

With its unique collagen matrix structure, the sponge offers additional support to blood clots, preventing the unwanted growth of soft tissue into the extraction alveoli and promoting optimal healing conditions for enhanced clinical outcomes.

Moreover, GDT Hemosponge excels in controlling bleeding and stabilizing blood clots, ensuring efficient hemostasis and minimizing complications.



CODE	CONTENT
SPO-PS100	10 Pieces

GDT PERIFOCUS - Chlorhexidine Chip

For insertion into periodontal pockets as an adjunct to scaling and root planning procedures for reduction of pocket depth in patients with periodontitis.

After insertion, the periodontal pocket fills with saliva and the chip expands before it gradually dissolves.

This enables free circulation of chlorhexidine gluconate throughout the pocket.

A single chip contains 2.5mg Chlorhexidine Gluconate.

40% of the dose is released within the first 24 hours.

The release of the remaining 60% of the antibacterial components takes up to 10 days.



CODE	CONTENT
SPO-PER	5 Pieces

Advantages:

- Non-antibiotic.
- Biodegrades after placement.
- Suppresses the growth of bacteria in subgingival plaque.
- Simple and fast insertion.
- Highly efficient against periodontitis.

SURGICAL SUTURES

Nylon Suture	168
Silk Suture	168
Chromic Gut Suture	169
Plain Gut Suture	169
PGA (Polyglycolic Acid) Suture	170
PGA Rapid (Polyglycolic Acid) Suture	170
Polydioxanone PLX Suture	171
Polytetrafluoroethylene PTFE Suture	171



3/8 CIRCLE REVERSE CUTTING NEEDLE



Scan the QR Code to visit GDT Implants website

NYLON SUTURE



Made from Nylon - Polyamide 6/66, non-absorbable material that becomes encapsulated by connective tissue over time. The strength of the sutures varies according to their size, which can be determined by a uniformly applied number. The smooth soft surface of the Nylon Sutures allows them to slip easily through the tissues, as well as simple removal of the stitches. Being a monofilament, the accumulation of bacterial plaque in the sutures is also drastically reduced.

CODE	UPS RANGE	SIZE
NY30	3-0	30" / 75cm 2.0 metric
NY40	4-0	30" / 75cm 1.5 metric
NY50	5-0	30" / 75cm 1.0 metric

Features:

- Flexible, simple to handle and knot – smooth passage through tissue.
- Exceptional for skin closures.
- Minimal tissue reactivity.
- EO (Ethylene Oxide) sterilization.

SILK SUTURE



Non-absorbable surgical suture composed of an organic protein called Fibroin. This protein is received from the domesticated species *Bombyx mori* (B. More) from the family Bombycidae. The high technology applied at braiding this suture guarantees a compact thread with high tensile strength, which provides a longer period of tissue support. It is, possibly, the most comfortable suture material to handle and knot. Silk threads are treated with Silicone to reduce its capillarity and are stained black to promote their visibility.

CODE	UPS RANGE	SIZE
SK30	3-0	30" / 75cm 2.0 metric
SK40	4-0	30" / 75cm 1.5 metric
SK50	5-0	30" / 75cm 1.0 metric

Features:

- High strength, tension maintained over time.
- Exceptional for skin closures.
- Minimal tissue reactivity.
- EO (Ethylene Oxide) sterilization.

CHROMIC GUT SUTURE



Absorbable and coated, surgical suture, treated with a chromic salt solution for greater resistance to absorption. The Chromic Gut Suture is composed of purified connective tissue (mostly collagen) derived from the serosal layer of bovine intestines. Chromic Catgut Surgical Sutures are indicated for use in general soft tissue approximation and/or ligation, including use in ophthalmic procedures, but not for use in cardiovascular and neurological tissues provides wound support for 14-21 days. Complete absorption is accomplished by a proteolytic enzymatic digestive process within 90 days.

CODE	UPS RANGE	SIZE
CG30	3-0	30" / 75cm 2.0 metric
CG40	4-0	30" / 75cm 1.5 metric
CG50	5-0	30" / 75cm 1.0 metric

Features:

- Flexible, simple to handle and knot – smooth passage through tissue.
- Smooth and uniform surface, good pliability, excellent knot-security.
- High tensile strength, exceeding USP requirements.
- EO (Ethylene Oxide) sterilization.

PLAIN GUT SUTURE



Non-coated, absorbable surgical suture, composed of purified connective tissue (mostly Collagen) derived from the serosal layer of bovine intestines. Plain Catgut Surgical Sutures are indicated for use in general soft tissue approximation and/or ligation, including use in ophthalmic procedures, but not for use in cardiovascular and neurological tissues. Provides wound support for 7-10 days. Complete absorption is accomplished by a proteolytic enzymatic digestive process within 70 days.

CODE	UPS RANGE	SIZE
PC30	3-0	30" / 75cm 2.0 metric
PC40	4-0	30" / 75cm 1.5 metric
PC50	5-0	30" / 75cm 1.0 metric

Features:

- Flexible, simple to handle and knot – smooth passage through tissue.
- Smooth and uniform surface, good pliability, excellent knot-security.
- High tensile strength, exceeding USP requirements.
- EO (Ethylene Oxide) sterilization.

PGA (POLYGLYCOLIC ACID) SUTURE



Absorbable braided synthetic homopolymer of glycolic acid. Composed of a Polyglycolic acid coated with polycaprolactone and calcium stearate. Since polyglycolic acid is not a naturally occurring organic substance, it elicits a much less inflammatory response. Synthetic suture means that this suture is perfectly compatible with every patient and will not provoke any negative body reactions. The Sutures possess great tensile strength and excellent knot security. After two weeks of implantation, 85% of the initial tensile strength remains with polyglycolic acid suture. Provides wound support for 30 days. Absorption by hydrolysis complete between 60 and 90 days.

Features:

- Excellent elasticity.
- Very low tissue reaction, due to its synthetic nature.
- Simple passage through tissues due to its low frictional coefficient.
- Excellent histocompatibility.

CODE	UPS RANGE	SIZE
PA30	3-0	30" / 75cm 2.0 metric
PA40	4-0	30" / 75cm 1.5 metric
PA50	5-0	30" / 75cm 1.0 metric

PGA RAPID (POLYGLYCOLIC ACID) SUTURE



Absorbable, multifilament, synthetic, coated, sterile surgical sutures which are composed of 90% Glycolic Acid and 10% Lactic Acid copolymerization coated with Polycaprolactone and Calcium stearate. Synthetic suture means that this suture is perfectly compatible with every patient and will not provoke any negative body reactions. Since Polyglycolic Acid is not a naturally occurring organic substance, it elicits a much less inflammatory response. The Sutures possess great tensile strength and excellent knot security. Provides wound support for 10-14 days. After 5 days of implantation, 50% of the initial tensile strength remains. Absorption by hydrolysis is complete between 40 and 45 days.

Features:

- Fast Absorption and excellent elasticity.
- Very low tissue reaction, due to its synthetic nature.
- Simple passage through tissues due to its low frictional coefficient.
- Excellent histocompatibility.

CODE	UPS RANGE	SIZE
PRA30	3-0	30" / 75cm 2.0 metric
PRA40	4-0	30" / 75cm 1.5 metric
PRA50	5-0	30" / 75cm 1.0 metric

POLYDIOXANONE PLX SUTURE



Absorbable monofilament sutures, composed of a synthetic homopolymer of polyester, poly (p-dioxanone). GDT PLX Sutures retains 50% of its tensile strength - the longest period of wound support, as compared to other absorbable sutures, by the end of the 4th week and it's progressively absorbed in 180 days. Polydioxanone sutures retain about 70% of the initial tensile strength after 2 weeks, 50% of the initial tensile strength after 4 weeks, and 25% after 6 weeks of implantation.

Features:

- Great knots security.
- Easy passage through tissues.
- No tissue reactivity - it's one of the safest materials to be implanted in the body.
- Unique tensile strength, great for soft tissue management and GTR.
- Excellent histocompatibility and predictable absorption rate.

CODE	UPS RANGE	SIZE
PD30	3-0	30" / 75cm 2.0 metric
PD40	4-0	30" / 75cm 1.5 metric
PD50	5-0	30" / 75cm 1.0 metric

POLYTETRAFLUOROETHYLENE PTFE SUTURE



Non-absorbable and sterile surgical monofilament suture composed of 100% polytetrafluoroethylene thread and a high-grade needle. The needle is made of imported heat-treated laser-sharpened Stainless Steel. PTFE Sutures contain no colorants or any other artificial additives. The sutures are soft and smooth, which gives it the advantage of moving smoothly between the tissues without trauma to the patient as well as preventing bacterial colonization. PTFE Sutures do not irritate the tissues and firmly support tissue during the healing process.

Features:

- Great knots security.
- Easy knot placement.
- Biologically inert synthetic sutures.
- Very smooth surface, atraumatic tissue passing.
- No tissue reactivity.
- Excellent histocompatibility and predictable absorption rate.

CODE	UPS RANGE	SIZE
PT20	2-0	30" / 75cm 3.0 metric
PT30	3-0	30" / 75cm 2.0 metric
PT40	4-0	30" / 75cm 1.5 metric
PT50	5-0	30" / 75cm 1.0 metric

MATERIALS

Restorative

173-175

Endodontic & Cosmetic

176-177

Laboratory & Chairside

178-181

RESTORATIVE →



Scan the QR Code to visit GDT Implants website

Restorative

MATERIALS



IMPLANT CEMENT



Produced especially for implant-retained crowns and is suitable for temporary cementation of provisional restorations where long-term or increased retention is desired.

Made from a tough elastomeric resin to provide a secure retention and an excellent marginal seal.

Because the retention is mechanical, the crown can be removed without being destroyed.

It is a tough elastomeric resin that flexes under force, absorbs shock, and resists breaking down under daily occlusal stresses. Thin (10 microns) film thickness for a great fit dual cure for easy removal of excess cement and for a quick and easy application, new dual-cure temporary urethane cement that has been produced especially for today's implant restorations.

Features:

- Antibacterial, eugenol-free, odorless and tasteless.
- Convenient working time (80 sec).
- Easy to use - No adhesives or primers.

CODE	CONTENT
GD-IMPC	Dual Syringe 8.8g

- Package includes 10 Tips.

TEMP FILL



Used for isolation of treating material in caries cavity and for a long-term provisional tooth filling (more than two weeks).

The provisional filling material is Polymer-based Zinc-sulfate cement.

Temp Fill cures with oral cavity moisture in 2 hours.

The material expands during hardening, providing a tight marginal seal.

It has a high resistance to stress and superior adhesion to hard tooth tissues, does not irritate oral tissues.

Features:

- Exceptional strength.
- Hydrophilic expanding material.
- Good wear and erosion resistance.
- Ready to use.
- Excellent biocompatibility.

CODE	CONTENT
TMFL	Paste 40g

TEMP SEAL

Cavity filling material applied before dental prosthetic installation as temporary filling material to isolate prepared dental cavities from improper oral conditions. Sufficient strength with tight marginal seals guaranteeing secure temporary restorations.

Features:

- Low viscosity formula for high sealing ability.
- Good plasticity after curing allows smooth removal.



CODE	CONTENT
TMPS	5 Syringes 2g Each

- Package Includes 10 Mixing Tips.

TEMP GLUE - FIRST AID

Designed for the emergency re-fixing of crowns and bridges when access to a dentist is not available (for example traveling). Developed for ease of use and to be easily removable by the dentist once professional help can be provided.

It has a two-stage setting, initial fixation takes 3-5 minutes, while the crown still can be removed for reposition. Fully cured with oral cavity moisture during the next 3 hours.

The Cement is expanding and hardening at the same time, which provides a tight marginal seal.

Features:

- Enough for 25+ repairs.
- Ready to use without mixing.
- approximately 15 minutes to set in intraoral conditions.



CODE	CONTENT
TMPG	5 Syringes 2g Each

- Package Includes 10 Mixing Tips.

INSTANT BOND

7th generation adhesive for one-step, one-coat adhesive applications, designed to bond restorative materials in both direct and indirect procedures. This adhesive has marginal integrity for highly aesthetic restorations, with high bond strength to all indirect surfaces (zirconia, alumina, glass, ceramics, and metals) without a separate primer.

- Light cure time: 20 Sec.



CODE	CONTENT
NSTA	Liquid 5ml

NANO COMP


Light-cured, nano-hybrid filled, radiopaque, highly polishable universal restorative filling material. NanoComp Universal Composite can be used for both posterior and anterior zone, in a wide range of Class I-VI restorations.

Advanced radiopaque nano-filler based on the multi-functional particles sized from 0.1-3 microns (65% by volume) with a mean particle of 75 µm.

The result is an easy-to-handle, very sculptable, yet durable material with an excellent aesthetic characteristic and just the right opacity to reduce the need for opaquer composites.

NanoComp cures with a LED and Halogen light at a wavelength range of 400-500 nm.

CODE	SHADE	CONTENT
NC-A1	A1	Syringe 4g
NC-A2	A2	
NC-A3	A3	
NC-A35	A3.5	
NC-B1	B1	
NC-B2	B2	
NC-C2	C2	
NC-OA2	Opaque Light	
NC-OA3	Opaque Dark	
NC-UD	Opaque Dentine	

NANO COMP FLOW


Light-cured, nano-hybrid filled, radiopaque, highly polishable, low viscosity dental filling material. NanoComp Flow can be used for Class I, II, III, IV, and V restorations.

Features:

- Deep Class V restorations (cervical caries, root erosion, wedge-shaped defects).
- Veneering of discolored teeth.
- Sealing fissures and hypersensitive areas.
- Repair of composite and ceramic veneers.
- Orthodontic splinting.

CODE	SHADE	CONTENT
FNC-A1	A1	2 Syringes 2g Each
FNC-A2	A2	
FNC-A3	A3	
FNC-A35	A3.5	
FNC-B1	B1	
FNC-B2	B2	

- Package includes 5 Needle Tips.

MATERIALS

ENDODONTIC & COSMETIC

CORE REBUILD





A dual-cure build-up resin composite material used for restoring a crown or missing tooth structure.

Contains all of the features of an ideal post and core build-up material. Developed to provide outstanding flow consistency but still has adequate dimensional stability to be stuck without slumping.

The material's compressive strength is 316 MPa, similar to that of Dentin, for a strong and reliable foundation for indirect restorations.

Designed to offer optimal versatility and performance, Core Rebuild Material self-cures in minutes or light-cures in a seconds to a rock-hard consistency that cuts like dentin without ditching allowing precise preparation of the margin.

TYPE	CODE	CONTENT
	GD-CBMS9-A2	9g Automix Syringe + 5 Tips and Intra Oral Tips
	GD-CBM48-A2	48g Cartridge + 20 Tips and Intra Oral Tips

Features:

- Radiopaque: Easily identified.
- Dual-Cure: Light and self-cure.
- Optimum viscosity.
- Excellent flowability and dimensional stability.
- High compressive and flexural strength.

GINGIVAL DAM



Light-cured gingival resin barrier that protects patient gums during a teeth whitening procedure.

Applied directly and easily removed after the treatment.

It isolates and protects soft tissues from any damage that can be caused by bleaching agents.

CODE	CONTENT
GDAM	5 Syringes 2g Each

- Package includes 10 Needle Tips.

Features:

- Completely safe for the patient.
- Short irradiation time (15 seconds).
- Easy and fast removal.
- Deep-blue color for easy oral-field visibility.
- Light-reflective properties focus heat away from the teeth and gingiva for patient comfort.

FLEXSOFT RELINE AND PRIMER SET



Soft, addition-curing, silicone-based, denture-relining material. Long-lasting and can be used by the dentist's chairside or by a laboratory technician. Cures entirely in the mouth, emitting no heat, odor, or unpleasant taste. Due to the silicone material characteristics, it absorbs less water than acrylic-based soft reline materials.

Ensures optimal adhesion when used with the Primer. further enhances bonding by preparing the denture surface for a stronger, more durable hold. This combination improves effectiveness, providing a secure and comfortable fit.

The automix delivery system eliminates the messy handling of an acrylic-based system, therefore it is very easy to use chairside.

Features:

- Direct application to the denture
- Strong adhesion
- High tear strength
- Long-term softness
- Non-irritant
- Easy to polish and trim
- Exceptional resistance to stains
- Odorless and tasteless

Specifications:

- **Working Time:** 1 Minute and 30 Seconds
- **Setting Time:** 4 Minutes
- **Ratio:** 1:1
- **Hardness:** Shore A

MATERIALS

LABORATORY & CHAIRSIDE

TYPE	CODE	CONTENT
	FSRL + FSP	50ml Automix Cartridge + 5 Tips + 10ml Primer
	FSRL	50ml Automix Cartridge + 5 Tips
	FSP	10ml Primer

LC BLOCKOUT


Light-cured Resin features a unique formula that fills up the voids that have not been captured by the impression. It provides reservoir space, covers up individual bleaching tray, and protects it from the sanding process. Used for laboratory procedures such as model and die repairs, blocking out undercuts on teeth impressions.

Features:

- Simple application.
- Easy to remove.
- Low viscosity for easy flow.

CODE	CONTENT
LCBLOCK	Liquid 5ml

TEMPCRYL


CODE	SHADE	CONTENT
ID-TEMP-A1-K	A1	Powder 25g + Liquid 15ml
ID-TEMP-A2-K	A2	
ID-TEMP-A3-K	A3	
ID-TEMP-A35-K	A3.5	
ID-TEMP-CLEAR-K	Clear	
ID-TEMP-A1	A1	Powder 100g + Liquid 150ml
ID-TEMP-A2	A2	
ID-TEMP-A3	A3	
ID-TEMP-A35	A3.5	Powder 300g + Liquid 300ml
ID-TEMP-CLEAR	Clear	
ID-TEMP-A1-L	A1	
ID-TEMP-A2-L	A2	
ID-TEMP-A3-L	A3	
ID-TEMP-A35-L	A3.5	
ID-TEMP-CLEAR-L	Clear	

Made for temporary restoration fabrication to provide a temporary solution until final restoration can be inserted permanently to protect the tooth and prevent teeth from shifting.

A temporary crown will usually be cemented in place with a soft temporary dental cement. This allows easy removal when fitting the permanent crown.

Features:

- Self-curing provides long term use and stable color results.
- Very hard and durable, which allows easier polishing and trimming.
- Matches the patient's shade perfectly for greater acceptance.
- Quick set time, a durable crown can be created in just 8-12 minutes.

TEMPSOFT RELINE


Acrylic based material that remains permanently soft to provide increased comfort for patients. It is useful to relieve pressure areas to provide support and cushioning during implant healing, to provide better adhesion for the denture, and more comfort in undercut areas. It can be used either in an indirect or direct relined procedure.

NON-Irritating to gums, temporary soft denture recliner that provides a snug fit for loose, irritating dentures. Soft and comfortable, with no lumps or clumps.

Features:

- Self-adhesive, self-setting, and easy to mix
- Easily removed when needed for quick follow up treatment Allowing additions to be made
- No odor, no aftertaste, no burning after the application

CODE	CONTENT
TSRL	30g Powder 20ml Liquid

- Package includes Mixing Accessories

CAD/CAM POWDER SCANNING SPRAY


Serves as a matting agent for reflective surfaces such as natural teeth and crowns before digital optical imprints. It can be applied both intraoral and in the dental model.

Contains micro-thin particle size for precision scanning allowing the scanner to read the surface accurately. Ideal for abutments and bite registrations.

Material:


Propellant, Ethanol, Micro-Pulverized food coloring, White (Titanium Dioxide).

Features:

- Anti-reflective.
- Water-soluble.
- Removes contaminants.

CODE	CONTENT
GD-CS75	Powder Scanning Spray 75ml

INDEX



Code	Page	Code	Page	Code	Page	Code	Page
A		AGP17	109	ATA253ORP	83	B4208	37
A3508	17	AGP30	109	ATA2545NP	83	B4210	37
A3510	17	AGP45	109	ATA2545RP	83	B4211	37
A3511	17	AHD	108	ATA25L	52	B4213	37
A3513	17	ANG	48	ATA25NP	82	B4216	37
A3516	17	ANG-SL	48	ATA25RP	82	B5008	37
A3708	17	ANG3D	49	ATA35	52	B5010	37
A3710	17	ANG3D	62	ATA45	52	B5011	37
A3711	17	ANG3D-SL	49	ATBS	61	B5013	37
A3713	17	ANG3D-SL	62	ATBS1	61	B5016	37
A3716	17	ANG3DNP	89	ATBS2	61	BAT-1810	71
A4206	17	ANG3DRP	89	ATBS3	61	BAT-1820	71
A4208	17	ANGNP	80	ATBS4	61	BAT-1830	71
A4210	17	ANGRP	80	ATBSN	61	BAT-3010	71
A4211	17	ANGW	48	ATBSN1	61	BAT-3020	71
A4213	17	AOP	33	ATBSN2	61	BAT-3030	71
A4216	17	AOP	49	ATBSN3	61	BAT-4010	71
A5006	17	ATAI5	52	ATBSN4	61	BAT-4020	71
A5008	17	ATAI5-SL	52	ATV1501	53	BAT-4030	71
A5010	17	ATAI501	53	ATV1502	53	BAT-NP-1	97
A5011	17	ATAI502	53	ATV1503	53	BAT-NP-2	97
A5013	17	ATAI503	53	ATV1504	53	BAT-NP-3	97
A5016	17	ATAI504	53	ATV2501	53	BAT-NP-4	97
A6006	17	ATAI515NP	83	ATV2502	53	BAT-NP-5	97
A6008	17	ATAI515RP	83	ATV2503	53	BAT-NP-6	97
A6010	17	ATAI530NP	83	ATV2504	53	BAT-RP-1	97
A6011	17	ATAI530RP	83	B		BAT-RP-2	97
A6013	17	ATAI545NP	83	B3310	37	BAT-RP-3	97
ABOP	33	ATAI545RP	83	B3311	37	BAT-RP-4	97
AFB	48	ATAI5L	52	B3313	37	BAT-RP-5	97
AFB	70	ATAI5NP	82	B3316	37	BAT-RP-6	97
AFB	96	ATAI5RP	82	B3706	37	BAT05	71
AFE	48	ATA25	52	B3708	37	BAT1	71
AFE	74	ATA2501	53	B3710	37	BAT1-SL	71
AFL	48	ATA2502	53	B3711	37	BAT2	71
AFL	72	ATA2503	53	B3713	37	BAT2-SL	71
AFL	98	ATA2504	53	B3716	37	BAT3	71
		ATA2515NP	83	B4206	37	BAT3-SL	71
		ATA2515RP	83			BAT4	71
		ATA2530NP	83			BAT4-SL	71

Code	Page	Code	Page	Code	Page	Code	Page
BAT5	71	CCBWNP	87	E3008	19	EOT-3030	75
BAT5-SL	71	CCBWRP	87	E3010	19	EOT-3040	75
BAT6-SL	71	CD3742	122	E3011	19	EOT05	75
BAT7	71	CD3742	133	E3013	19	EOT10	75
BTIP0001	109	CD5060	122	E3308	19	EOT20	75
		CD5060	133	E3310	19	EOT30	75
		CG30	169	E3311	19	EOT40	75
		CG40	169	E3313	19	EOT50	75
		CG50	169	E3508	19		
C3508	21	CS	46	E3510	19		
C3510	21	CS-SL	46	E3511	19		
C3511	21	CSNP	78	E3513	19	FNC-A1	175
C3513	21	CSRP	78	E3516	19	FNC-A2	175
C3516	21	CTR9	46	E3808	19	FNC-A3	175
C3708	21	CTR13	46	E3810	19	FNC-A35	175
C3710	21	CTR15NP	79	E3811	19	FNC-B1	175
C3711	21	CTR15RP	79	E3813	19	FNC-B2	175
C3713	21	CTR9NP	79	E3816	19	FSRL	179
C3716	21	CTR9RP	79	E4208	19		
C4206	21			E4210	19		
C4208	21			E4211	19		
C4210	21			E4213	19	G4210	23
C4211	21			E4216	19	G4211	23
C4213	21	D-RED08	123	E4508	19	G4213	23
C4216	21	D-RED13	123	E4510	19	G4216	23
C5006	21	D-REM08	123	E4511	19	G4218	23
C5008	21	DB4240-C	121	E4513	19	G4220	23
C5010	21	DB4240-C	139	E4516	19	G4222	23
C5011	21	DB4240-M	121	E5008	19	G4225	23
C5013	21	DB4240-M	139	E5010	19	G5008	23
C5016	21	DEGG	109	E5011	19	G5010	23
C6006	21	DEGG	133	E5013	19	G5011	23
C6008	21	DEZG	109	E5016	19	G5013	23
C6010	21	DEZG	139	EADP	105	G5016	23
C6011	21	DP	72	EOT-1810	75	G5018	23
C6013	21	DP	98	EOT-1820	75	G5020	23
CCBN	59	DPB	71	EOT-1830	75	G6008	23
CCBNNP	87	DPB	96	EOT-1840	75	G6010	23
CCBNRP	87	DPG	74	EOT-3010	75	G6011	23
CCBW	59			EOT-3020	75	G6013	23
CCBW-SL	59						

Code	Page	Code	Page	Code	Page	Code	Page
G6016	23	GD-AVG	161	GS1406	149	HCEW2	45
G2.0-L06	117	GD-BG025	158	GS1408	142	HCEW3	45
G2.0-L08	117	GD-BG050	158	GS1408	147	HCEW4	45
G2.0-L10	117	GD-BG100	158	GS1408	149	HCEW5	45
G2.0-L11	117	GD-BG200	158	GS1410	142	HCN3	44
G2.0-L13	117	GD-BG500	158	GS1410	147	HCN4	44
G2.8-L06	117	GD-BG5X10	158	GS1410	149	HCN5	44
G2.8-L08	117	GD-BG5X15	158	GS1412	142	HCN6	44
G2.8-L10	117	GD-BG5X5	158	GS1603	142	HCN7	44
G2.8-L11	117	GD-BM1515	154	GS1604	142	HCP	70
G2.8-L13	117	GD-BM2525	154	GS1606	142	HCP	74
G3.2-L06	117	GD-BM3040	154	GS1606	147	HCP	96
G3.2-L08	117	GD-BP050	159	GS1606	149	HCS2	44
G3.2-L10	117	GD-BP100	159	GS1608	142	HCS2-SL	44
G3.2-L11	117	GD-CS75	181	GS1608	145	HCS3	44
G3.2-L13	117	GD-IDP	118	GS1608	147	HCS3-SL	44
G3.65-L06	117	GD-IMPC	173	GS1608	149	HCS4	44
G3.65-L08	117	GD-SG025	156	GS1610	142	HCS4-SL	44
G3.65-L10	117	GD-SG050	156	GS1610	145	HCS5	44
G3.65-L11	117	GD-SG100	156	GS1610	147	HCS5-SL	44
G3.65-L13	117	GD-SG200	156	GS1610	149	HCS6	44
G43SLV	117	GD-SG500	156	GS1612	142	HCS6-SL	44
GB35	143	GD-SG5X10	156	GS1612	145	HCS7	44
GB35	149	GD-SG5X15	156	GS2003	142	HCSNP2	78
GB35	151	GD-SG5X5	156	GS2004	142	HCSNP3	78
GB3510	143	GD-SP100	157	GS2006	142	HCSNP4	78
GB3520	143	GDAM	177	GS2008	142	HCSNP5	78
GB50	143	GDH	143	GS2010	142	HCSR2	78
GB50	149	GDH	145	GS2012	142	HCSR3	78
GB50	151	GDH	147	GTA	143	HCSR4	78
GB5010	143	GDH	149	GTA	149	HCSR5	78
GB5020	143	GMT	149	GTA	151	HCV2	45
GBR-L-KIT	150	GMT	151	GTSF10	142	HCV3	45
GBR-XL-KIT	148	GS1403	142	GTSF12	142	HCV4	45
GBTC35	142	GS1403	145	GTSH08	142	HCV5	45
GBTC35	149	GS1404	142	GTSH10	142	HCV6	45
GBTC35	151	GS1404	145	GTSH12	142	HCV7	45
GBTC50	142	GS1406	142	GTST10	142	HCW2	45
GBTC50	149	GS1406	145			HCW3	45
GBTC50	151	GS1406	147			HCW4	45

INDEX

Code	Page	Code	Page	Code	Page
HCW5	45	HD2410	131	HRAL	137
HCW6	45	HD2410	133		
HCW7	45	HD2410	139		
HCVW2	45	HD2415	102		
HCVW3	45	HD2415	129	ICB-01	123
HCVW4	45	HD2415	131	ICB-02	123
HCVW5	45	HD2415	133	ICB-03	123
HCVW6	45	HD2425	137	ID-TEMP-A1	180
HCVEW2	45	HD2515	139	ID-TEMP-A1-K	180
HCVEW3	45	HD2610	102	ID-TEMP-A1-L	180
HCVEW4	45	HD2610	131	ID-TEMP-A2	180
HCVEW5	45	HD2615	102	ID-TEMP-A2-K	180
HCVEW6	45	HD2615	129	ID-TEMP-A2-L	180
HD	104	HD2615	131	ID-TEMP-A3	180
HD	139	HDD1215	129	ID-TEMP-A3-K	180
HD1207	102	HDD1215	131	ID-TEMP-A3-L	180
HD1207	133	HDLOF	33	ID-TEMP-A35	180
HD1210	102	HDLOF	104	ID-TEMP-A35-K	180
HD1210	127	HDO	33	ID-TEMP-35-L	180
HD1210	131	HDO	103	ID-TEMP-CLEAR	180
HD1210	139	HDO	135	ID-TEMP-CLEAR-K	180
HD1215	102	HDOL	33	ID-TEMP-CLEAR-L	180
HD1215	127	HDOL	103		
HD1215	129	HDOP	33		
HD1215	131	HDOP	103		
HD1215	133	HHD1207	102	LAR-R8.0	139
HD1215	139	HHD1207	133	LCBLOCK	180
HD1225	137	HHD1210	102	LD1520	133
HD2010-SL	102	HHD1210	127	LD1525	123
HD2010-SL	131	HHD1215	102	LD2226	123
HD2015-SL	102	HHD1215	127	LD320	121
HD2015-SL	131	HHD1215	133	LD320	137
HD2015-SL	133	HHD1215	139	LOC-1805	73
HD2210	102	HHD1230	102	LOC-1810	73
HD2210	131	HHD1230	137	LOC-1820	73
HD2215	102	HHD1260	104	LOC-1830	73
HD2215	129	HLC	72	LOC-3005	73
HD2215	131	HLC	98	LOC-3010	73
HD2407	102	HRAL	33	LOC-3020	73
HD2410	102	HRAL	104	LOC-3030	73

H | I | L

Code	Page
LOC-NP-1	99
LOC-NP-1810	99
LOC-NP-1820	99
LOC-NP-1830	99
LOC-NP-2	99
LOC-NP-3	99
LOC-NP-3010	99
LOC-NP-3020	99
LOC-NP-3030	99
LOC-NP-4	99
LOC-NP-5	99
LOC-RP-1	99
LOC-RP-1810	99
LOC-RP-1820	99
LOC-RP-1830	99
LOC-RP-2	99
LOC-RP-3	99
LOC-RP-3010	99
LOC-RP-3020	99
LOC-RP-3030	99
LOC-RP-4	99
LOC-RP-5	99
LOC1	73
LOC1-SL	73
LOC2	73
LOC2-SL	73
LOC3	73
LOC3-SL	73
LOC4	73
LOC4-SL	73
LOC5	73
LOC6	73
LPD12	122
LPD15	122
LPD15	131
LPD15	133
LPD20	120
LPD20	122
LPD20	135
LPD20S	120

L | M

Code	Page
LPD20S	135
LPD25	120
LPD25	135
LPD25S	120
LPD25S	135
LPD28	120
LPD28	135
LPD28S	120
LPD28S	135
LPD32	120
LPD32	135
LPD32S	120
LPD32S	135
M-X200	108
M-X200	137
M-X300	108
M-X300	137
M3508	13
M3510	13
M3511	13
M3513	13
M3516	13
M3708	13
M3710	13
M3711	13
M3713	13
M3716	13
M4206	13
M4208	13
M4210	13
M4211	13
M4213	13
M4216	13
M5006	13
M5008	13
M5010	13
M5011	13

M

Code	Page
MM1220	103
MM1220	127
MM1220	133
MM1228	103
MM1228	127
MM1228	129
MM1228	133
MM1228	137
MM1228	139
MM2020-SL	103
MM2220	103
MM2228	129
MM2420	103
MM2420	133
MM2428	103
MM2428	129
MM2428	133
MM2428	137
MM2428	139
MM2620	104
MM2628	104
MM2628	129
MMAT	
MMAT	104
MMAT	127
MMGB20	143
MMGB20	145
MMGB20	147
MMGB20	149

INDEX

Code	Page	Code	Page	Code	Page
M5013	13	MMGB20	151	MU-ANG	92
M5016	13	MMGB26	143	MU-ANG3D	48
M6006	13	MMGB26	147	MU-ANG3D	64
M6008	13	MMGB26	149	MU-ANG3D	89
M6010	13	MMGB26	151	MU-ANG3D	92
M6011	13	MMGB52	143	MU-HC	64
M6013	13	MMGB52	145	MU-HC	92
MDL19	122	MMGB52	147	MU-PSL	64
MDL19	129	MMGB52	149	MU-PSL	92
MDL19	131	MMIP24	104	MU-SA	64
MDL19	133	MMRB	108	MU-SA	92
MM1220	103	MMRB	127	MU-SBA	64
MM1220	127	MN-TOT	80	MU-SBA	89
MM1220	133	MTCB	70	MU-SBA	92
MM1228	103	MTCB	96	MU-TBS	64
MM1228	127	MTCG	74	MU-TBS	89
MM1228	129	MTCL	72	MU-TBS	92
MM1228	133	MTCL	98	MU-TCT	47
MM1228	137	MTD	105	MU-TCT	64
MM1228	139	MTDH	105	MU-TCT	80
MM2020-SL	103	MU-17-1	65	MU-TCT	92
MM2220	103	MU-17-1-SL	65	MU-TOT	47
MM2228	129	MU-17-1NP	93	MU-TOT	64
MM2420	103	MU-17-1RP	93	MU-TOT	80
MM2420	133	MU-17-2	65	MU-TOT	92
MM2428	103	MU-17-2-SL	65	MU-TSL	64
MM2428	129	MU-17-2NP	93	MU-TSL	92
MM2428	133	MU-17-2RP	93	MU1	65
MM2428	137	MU-17-3	65	MU1-SL	65
MM2428	139	MU-30-1	65	MU1NP	93
MM2620	104	MU-30-1NP	93	MU1RP	93
MM2628	104	MU-30-1RP	93	MU2	65
MM2628	129	MU-30-2	65	MU2-SL	65
MMAT		MU-30-2-SL	65	MU2NP	93
MMAT	104	MU-30-2NP	93	MU2RP	93
MMAT	127	MU-30-2RP	93	MU3	65
MMGB20	143	MU-30-3	65	MU3-SL	65
MMGB20	145	MU-45-1	65	MU3NP	93
MMGB20	147	MU-ANG	48	MU3RP	93
MMGB20	149	MU-ANG	64	MU4	65

Code	Page	Code	Page	Code	Page	Code	Page
MU4-SL	65	NM-ANG	66	NY40	168	P3313	35
MU4NP	93	NM-ANG3D	49	NY50	168	P3316	35
MU4RP	93	NM-ANG3D	66			P3706	35
MU5	65	NM-HC	66			P3708	35
MU5NP	93	NM-HD06	67			P3710	35
MU5RP	93	NM-HD06	103	ORT106	41	P3711	35
		NM-HD06	127	ORT108	41	P3713	35
		NM-HD06	139	ORT206	41	P3716	35
		NM-HD10	103	ORT208	41	P4206	35
NC-A1	175	NM-PSL	66	ORT210	41	P4208	35
NC-A2	175	NM-SA	66	ORT212	41	P4210	35
NC-A3	175	NM-SB10	66	ORT214	41	P4211	35
NC-A35	175	NM-SB13	66	ORT215	41	P4213	35
NC-B1	175	NM-SB7	66	ORT216	41	P4216	35
NC-B2	175	NM-TBS	66	ORT217	41	P4218	35
NC-C2	175	NM-TCT	47	ORT316	41	P5010	35
NC-OA2	175	NM-TCT	66	ORT318	41	P5011	35
NC-OA3	175	NM-TCT	80	ORT410	41	P5013	35
NC-UD	175	NM-TOT	47	ORT412	41	P5016	35
NM-17-2	67	NM-TOT	66	ORTHFC	41	PA30	170
NM-17-2-SL	67	NM-TSL	66	ORTHKL	41	PA40	170
NM-17-3	67	NM1	67	ORTHKS	41	PA50	170
NM-17-3-SL	67	NM1-SL	67	ORTHTL	41	PAA1501	58
NM-17-4	67	NM2	67	ORTSTP	41	PAA1502	58
NM-17-5	67	NM2-SL	67			PAA1503	58
NM-30-2	67	NM3	67			PAA2501	58
NM-30-2-SL	67	NM3-SL	67			PAA2502	58
NM-30-3	67	NM4	67	P2410	35	PAA2503	58
NM-30-3-SL	67	NM4-SL	67	P2411	35	PAT1	55
NM-30-4	67	NM5	67	P2413	35	PAT1501	55
NM-30-5	67	NM5-SL	67	P2810	35	PAT1502	55
NM-45-2	68	NP0835	29	P2811	35	PAT1503	55
NM-45-2-SL	68	NP1035	29	P2813	35	PAT1515NP	85
NM-45-3	68	NP1135	29	P2816	35	PAT1515RP	85
NM-45-3-SL	68	NP1335	29	P3010	35	PAT1530NP	85
NM-45-4	68	NP1635	29	P3011	35	PAT1530RP	85
NM-45-5	68	NSTA	174	P3013	35	PAT1545NP	85
NM-52-2	68	NTRC	46	P3016	35	PAT1545RP	85
NM-60-2	68	NTRO	46	P3310	35	PAT15NP	85
NM-ANG	48	NY30	168	P3311	35	PAT15RP	85

N

O

P

R


S

Code	Page	Code	Page	Code	Page	Code	Page
PAT2	55	PSA3	58	RA	108	S28L8	114
PAT2501	55	PSAN	59	RA	129	S3010	13
PAT2502	55	PSAW	59	RA	131	S3011	13
PAT2503	55	PSOC	47	RA	135	S3013	13
PAT3	55	PSOC	80	RA	137	S3016	13
PAT30NP	85	PT20	171	RB38	133	S32L10	114
PAT30RP	85	PT30	171	RDMM	108	S32L11	114
PAT45NP	85	PT40	171	RDMM	127	S32L13	114
PAT45RP	85	PT50	171	RDOP	33	S32L6	114
PC30	169	PTB	59	RDOP	102	S32L8	114
PC40	169	PTBW	59	RDOP	135	S36L10	114
PC50	169			RP0643	31	S36L11	114
PCN	59			RP0650	31	S36L13	114
PCN-SL	59			RP0843	31	S36L6	114
PCNNP	87	R3010	15	RP0850	31	S36L8	114
PCNRP	87	R3011	15	RP1043	31	S42L10	114
PCW	59	R3013	15	RP1050	31	S42L11	114
PCW-SL	59	R3508	15	RP1143	31	S42L13	114
PCWNP	87	R3510	15	RP1150	31	S42L6	114
PCWRP	87	R3511	15	RP1343	31	S42L8	114
PD200L10S	115	R3513	15	RP1350	31	S52L10	114
PD200L115S	115	R3516	15	RP1643	31	S52L11	114
PD200L13S	115	R3706	15	RP1650	31	S52L13	114
PD200L16C	113	R3708	15			S52L6	114
PD200L16C	118	R3710	15			S52L8	114
PD200L16C	137	R3711	15			SA	46
PD200L6S	115	R3713	15	S20L10	114	SA-SL	46
PD200L8S	115	R3716	15	S20L11	114	SA11	50
PD2025	121	R4206	15	S20L13	114	SA13	50
PD2025	137	R4208	15	S20L6	114	SA15	50
PD30	171	R4210	15	S20L8	114	SA5	50
PD40	171	R4211	15	S25L10	114	SA7	50
PD50	171	R4213	15	S25L11	114	SA9	50
PP10	109	R4216	15	S25L13	114	SA9-SL	50
PP10	133	R5006	15	S25L6	114	SAA1	51
PP16	109	R5008	15	S25L8	114	SAA2	51
PP16	133	R5010	15	S28L10	114	SAA3	51
PP30	109	R5011	15	S28L11	114	SAN11	50
PSA1	58	R5013	15	S28L13	114	SAN5	50
PSA2	58	R5016	15	S28L6	114	SAN7	50

Code	Page	Code	Page	Code	Page	Code	Page
SAN9	50	SD-PD12	149	SD32365L115SC	119	SOC1	47
SANP13	81	SD-PD14	143	SD32365L115SC	133	SOC15NP	80
SANP9	81	SD-PD14	147	SD32365L13SC	119	SOC15RP	80
SARPI3	81	SD-PD14	149	SD32365L13SC	133	SOC2	47
SARP9	81	SD-PD18	143	SD32365L16C	118	SOC3	47
SAS1	51	SD-PD18	147	SD32365L16C	120	SOC30NP	80
SAS1-SL	51	SD-PD18	149	SD32365L16C	134	SOC30RP	80
SAS2	51	SD200	112	SD32365L6SC	133	SOC4	47
SAS2-SL	51	SD2024L16C	120	SD32365L8SC	119	SOC45NP	80
SAS3	51	SD2024L16C	118	SD32365L8SC	133	SOC45RP	80
SAS3-SL	51	SD2024L16C	137	SD365	112	SOV1	47
SAS4	51	SD2028L10SC	119	SD36540L10SC	119	SOV2	47
SASNP1	81	SD2028L10SC	133	SD36540L10SC	133	SOV3	47
SASNP2	81	SD2028L115SC	119	SD36540L115SC	119	SOV4	47
SASNP3	81	SD2028L115SC	133	SD36540L115SC	133	SPCB	70
SASRP1	81	SD2028L13SC	119	SD36540L13SC	119	SPCB	96
SASRP2	81	SD2028L13SC	133	SD36540L13SC	133	SPCG	74
SASRP3	81	SD2028L16C	120	SD36540L6SC	133	SPCL	72
SAV1	51	SD2028L16C	118	SD36540L8SC	119	SPCL	98
SAV2	51	SD2028L16C	134	SD36540L8SC	133	SPO-50	164
SAV3	51	SD2028L6SC	133	SD36542L16C	120	SPO-BG	160
SAV4	51	SD2028L8SC	119	SD36542L16C	118	SPO-BL	165
SAWS1	51	SD2028L8SC	133	SD4045L10SC	133	SPO-GD	160
SAW12	50	SD250	112	SD4045L115SC	133	SPO-PER	166
SAW13	50	SD280	112	SD4045L13SC	133	SPO-PSI00	166
SAWS2	51	SD2832L16C	120	SD4045L6SC	133	SPO-SIL	165
SAWS3	51	SD2832L16C	118	SD4045L8SC	133	SPO-ST	164
SAWS4	51	SD2832L16C	134	SD420	112	STAN	54
SAW9	50	SD2832L10SC	119	SD4246L16C	120	STANNP	84
SBA-SL	62	SD2832L10SC	133	SD450	112	STANRP	84
SBANP	88	SD2832L115SC	119	SD4652L16C	120	STAR	54
SBARP	88	SD2832L115SC	133	SD480	112	STARNP	84
SBATI	62	SD2832L13SC	119	SD520	112	STARRP	84
SBCB	70	SD2832L13SC	133	SD580	112	STCG	74
SBCG	74	SD2832L6SC	133	SDSAW-07	123	STCL	72
SBCL	72	SD2832L8SC	119	SDSAW-09	123	STCL	98
SBCL	98	SD2832L8SC	133	SGT	160	STRA	108
SD-NLBC	149	SD320	112	SK30	168	STRA	133
SD-PD12	143	SD32365L10SC	119	SK40	168	STRA	135
SD-PD12	147	SD32365L10SC	133	SK50	168	STRA	139

Code	Page	Code	Page	Code	Page	Code	Page
STRC	46	TBSNP	88	TD400	129	TDC21X33L8CH	116
STRC-SL	46	TBSNRP	88	TD400	131	TDC2537	113
STRCNP	79	TBSRP	88	TD400	133	TDC2740	113
STRCRP	79	TD-08	123	TD400L10S	1125	TDC2745	113
STRO	46	TD-13	123	TD400L115S	115	TDC28X37L10CH	116
STRO-SL	46	TD200	112	TD400L13S	115	TDC28X37L11CH	116
STRONP	79	TD200	129	TD400L6S	115	TDC28X37L13CH	116
STRORP	79	TD200	131	TD400L8S	115	TDC28X37L8CH	116
STT	122	TD200	133	TD420	112	TDC28X40L10CH	116
SWCB	70	TD250	112	TD420	129	TDC28X40L11CH	116
SWCB	96	TD280	112	TD420	131	TDC28X40L13CH	116
SWCG	74	TD280	129	TD420	133	TDC28X40L8CH	116
SWCL	72	TD280	131	TD450	112	TDC28X45L10CH	116
SWCL	98	TD280	133	TD450	129	TDC28X45L11CH	116
SWNP	78	TD280L10S	115	TD450L10S	115	TDC28X45L13CH	116
SWRP	78	TD280L115S	115	TD450L115S	115	TDC28X45L8CH	116
SYCB	70	TD280L13S	115	TD450L13S	115	TDC3155	113
SYCB	96	TD280L6S	115	TD450L6S	115	TDE	122
SYCG	74	TD280L8S	115	TD450L8S	115	TDE	131
SYCL	72	TD300	112	TD520	112	TDE	133
SYCL	98	TD320	112	TD520	129	TDE	137
		TD320	129	TD520	131	TFB	47
		TD320	131	TD520	133	TFB	70
		TD320	133	TD550	112	TFB	80
		TD320L10S	115	TD580	112	TFB	96
TB3040	122	TD320L115S	115	TDC1622	113	TFL	47
TB4050	122	TD320L13S	115	TDC1627	113	TFL	72
TB5060	122	TD320L6S	115	TDC1824	113	TFL	74
TBS	61	TD320L8S	115	TDC1828	113	TFL	80
TBS-SL	61	TD350	112	TDC19X27L10CH	116	TFL	98
TBS1	61	TD365	112	TDC19X27L11CH	116	THD	127
TBS2	61	TD365	129	TDC19X27L13CH	116	THD	147
TBS3	61	TD365	131	TDC19X27L8CH	116	THD	149
TBS4	61	TD365	133	TDC2032	113	TMFL	173
TBSN	61	TD365L10S	115	TDC2032L25	121	TMPG	174
TBSN-SL	61	TD365L115S	115	TDC2032L25	137	TMPS	174
TBSN1	61	TD365L13S	115	TDC2033	113	TMS201	143
TBSN2	61	TD365L6S	115	TDC21X33L10CH	116	TMS201	145
TBSN3	61	TD365L8S	115	TDC21X33L11CH	116	TMS201	149
TBSN4	61	TD400	112	TDC21X33L13CH	116	TMS201	151
TBSNNP	88						

Code	Page	Code	Page	Code	Page	Code	Page
TMS202	143	U	104	Z4245	25	ZAT2	56
TMS202	147			Z4247	25	ZAT2	201
TMS202	148			Z4250	25	ZAT2501	57
TMS202	151			Z4252	25	ZAT2502	57
TMS203	143	W	108	Z4255	25	ZAT2503	57
TMS203	149			Z4257	25	ZAT3	56
TMS203	151			Z4260	25	ZD2967	121
TP30	122			ZAT1	56	ZD2967	139
TP40	122	Z	108	ZAT1-SL	56	ZD2995	121
TP45	122			ZAT15-SL	57	ZD2995	139
TP50	122			ZAT1501	57	ZD35100	121
TRA	108			Z4230	25	ZAT1502	57
TRA	127	Z4232	25	ZAT1503	57	ZD3567	121
TRA	133	Z4235	25	ZAT1515NP	86	ZD3567	139
TSRL	181	Z4237	25	ZAT1515RP	86	ZRD24L	121
		Z4240	25	ZAT15NP	86	ZRD24L	139
		Z4242	25	ZAT15RP	86	ZSA	57



LIFETIME WARRANTY

GDT Dental Implants provides lifetime warranty for our numerous implants, in accordance with our commitment to high quality products, standards, services, and client satisfaction.


The terms and conditions of the lifetime warranty apply to originally purchased items by clients and distributors, and only with regards to implant procedures conducted by professionals.

Professional: Dentist, Oral surgeon, Physician, and Dental technicians.

In any case of a defect in the implant, implant rejection, fracture or contamination of the product as it was originally received, the client or distributor is requested to file a complaint report available in our website or will be sent upon demand to the requesting client, after which GDT Dental Implants will examine the reported product and provide replacement once the filling has been approved.

It is imperative that the following terms and conditions be met to file a complaint report:

1. The warranty applies only to the original purchase, and the original purchaser, of the product.
2. The warranty applies only to the product itself.
3. It is necessary to provide documentation and/or photo evidence of the faulty product when filing a complaint.
4. There are no other warranties, expressed or implied attributed to our products, besides this warranty.



ADDITIONAL INFORMATION

Size Clarity:

Please note that product image size and proportions are for illustration purposes only and may not always be accurate. For precise dimensions, kindly refer to the information provided in the table.

Handling of products:

For handling, indications and contraindications please refer to the respective procedures manuals at www.gdentalt.com

Note: In order to improve readability GDT Dental Implants does not use TM or ® in the running text. By doing so, however, GDT Dental Implants does not waive any right to the trademark or registered mark and nothing herein shall be construed to the contrary. Disclaimer: some products may not be regulatory cleared/released for sale in all markets. Please contact us for current product assortment and availability.

Product guarantee:

GDT Dental Implant takes responsibility for all of its implants and gives **life-time warranty** when used in accordance with the supplied instructions for use and the company protocols.



ALL SOLUTION FOR A PERFECT **S**SMILE



www.gdentalt.com

Global Dental Transfers Ltd.

M Tower Building
Recha Freier 9
Beer Sheva
8489440
Israel

Tel: +1(201) 759-9990
Email: Info@gdentalt.com